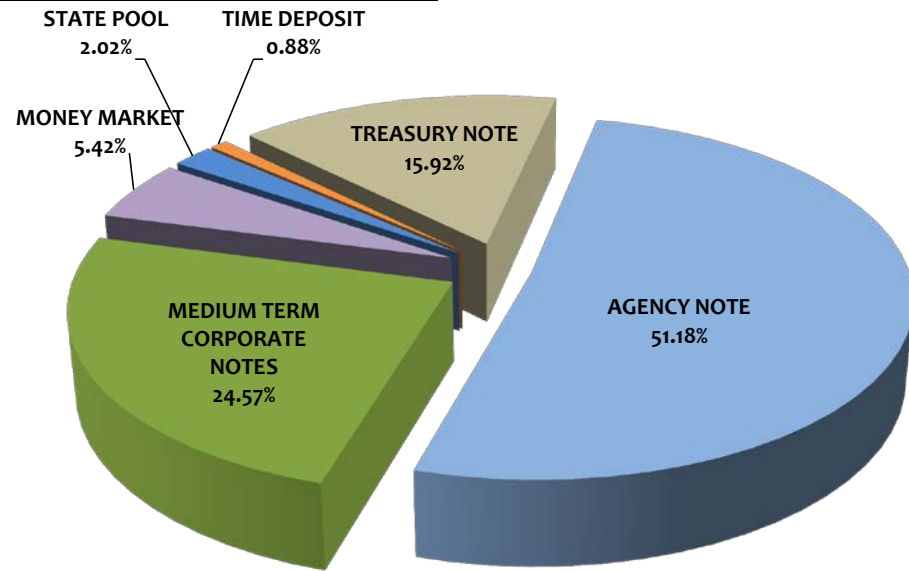


ASSET ALLOCATION

Assets	Current Par Value	Current Book Value	Market Value	Mkt/Book	Yield to Maturity
AGENCY NOTE	255,040,000	254,922,635	251,732,884	98.75%	1.95%
MEDIUM TERM CORPORATE NOTES	123,000,000	122,381,038	121,044,770	98.91%	2.69%
MONEY MARKET	27,000,000	27,000,000	27,000,000	100.00%	2.38%
STATE POOL	10,080,952	10,080,952	10,080,952	100.00%	2.32%
TIME DEPOSIT	4,400,000	4,400,000	4,400,000	100.00%	2.02%
TREASURY NOTE	80,000,000	79,308,731	79,053,400	99.68%	2.22%
Totals	\$499,520,952	\$498,093,356	\$493,312,006	99.04%	2.21%

Portfolio Breakdown & Statistics

	December 31, 2018	December 31, 2017
AMORTIZED COST	\$498,093,356	\$410,435,823
AVERAGE DAYS TO MATURITY	702	666
CURRENT MONTH RETURN ON INVEST	2.11%	1.47%
EARNED INTEREST-CURR MONTH	\$868,623	\$471,614
EARNED INTEREST	\$5,022,082	\$2,774,431



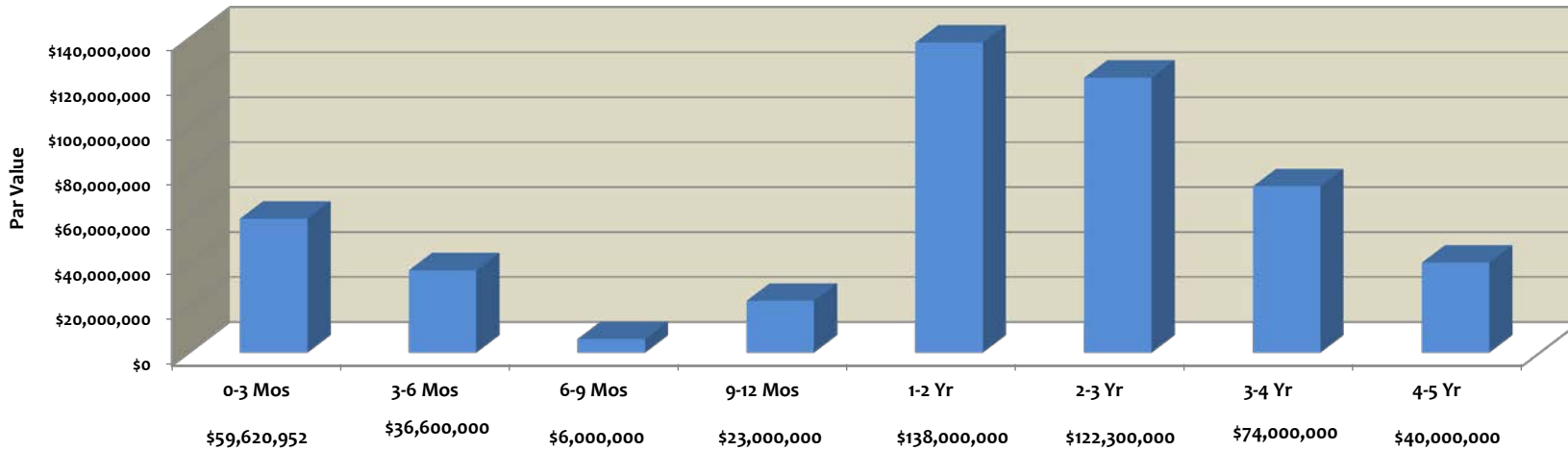
Pooled Portfolio Composition by Book Value



MATURITY DISTRIBUTION

Current Par Value	0-3 Mos	3-6 Mos	6-9 Mos	9-12 Mos	1-2 Yr	2-3 Yr	3-4 Yr	4-5 Yr	Totals
AGENCY NOTE	4,740,000	25,000,000		20,000,000	73,000,000	82,300,000	40,000,000	10,000,000	\$255,040,000
MEDIUM TERM CORPORATE NOTES	10,000,000	10,000,000	6,000,000	3,000,000	20,000,000	10,000,000	34,000,000	30,000,000	\$123,000,000
MONEY MARKET	27,000,000	-	-	-	-	-	-	-	\$27,000,000
STATE POOL	10,080,952	-	-	-	-	-	-	-	\$10,080,952
TIME DEPOSIT	2,800,000	1,600,000	-	-	-	-	-	-	\$4,400,000
TREASURY NOTE	5,000,000	-	-	-	45,000,000	30,000,000	-	-	\$80,000,000
Totals	\$59,620,952	\$36,600,000	\$6,000,000	\$23,000,000	\$138,000,000	\$122,300,000	\$74,000,000	\$40,000,000	\$499,520,952
% of Portfolio	11.94%	7.33%	1.20%	4.60%	27.63%	24.48%	14.81%	8.01%	100.00%

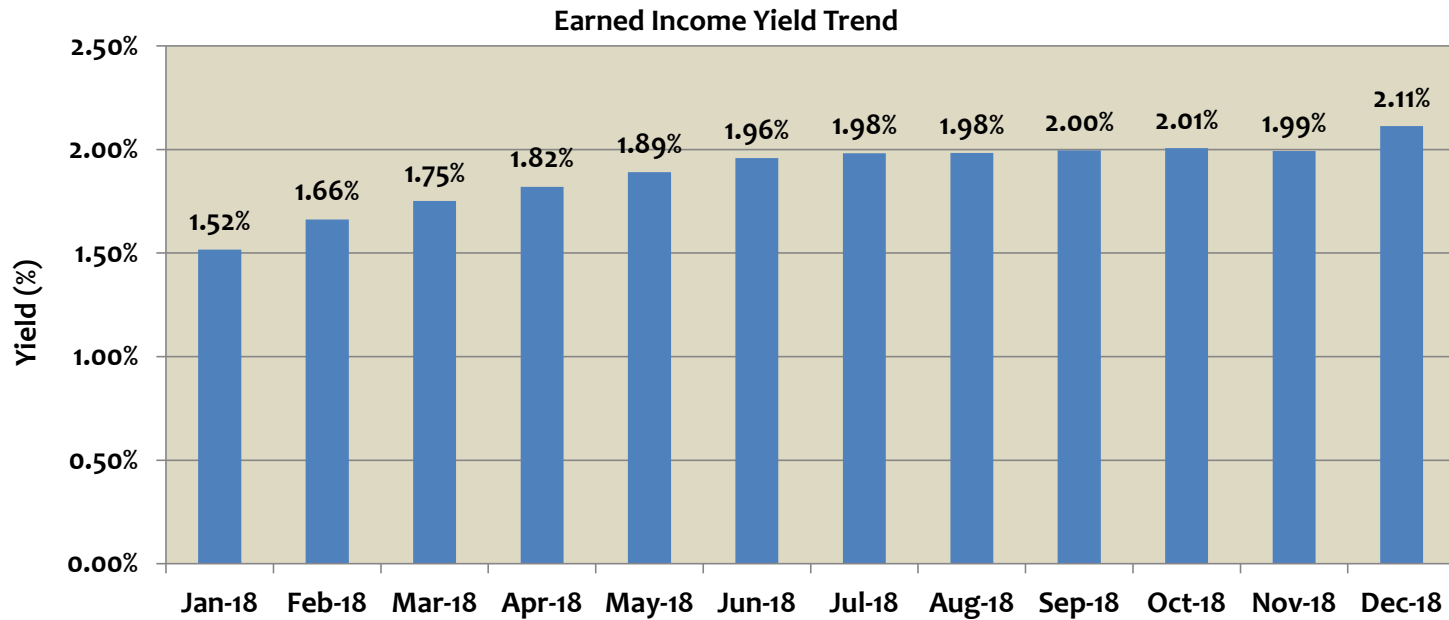
Maturity Distribution
December 31, 2018





PORTFOLIO - EARNED INCOME YIELD

Month	Earned Income Yield
Jan-18	1.52%
Feb-18	1.66%
Mar-18	1.75%
Apr-18	1.82%
May-18	1.89%
Jun-18	1.96%
Jul-18	1.98%
Aug-18	1.98%
Sep-18	2.00%
Oct-18	2.01%
Nov-18	1.99%
Dec-18	2.11%



In accordance with State Law, the Finance Director certifies that the securities held in the City Investment Portfolio, comply with City policies. The Finance Director further certifies that the City has Operating Funds available to meet its expenditure requirements for the next six months.

Amortized Cost - the total amount at which investments are carried on the City books. This amount includes the amortization and accretion of premiums and discounts, respectively.

Market Value - the total amount at which investments are being sold in the market. Market prices are provided by the Bank of New York.

Maturity Value - (also referred to as "par value") the total amount of the face or stated value of the investments at maturity.

Average Days to Maturity - the average time in days left in the maturity of the investments.

Monthly Yield - the rate of return on investments as expressed in a percentage.

Earned Interest - the amount of income realized by all investments.



Agency Note	Issuer	CUSIP	Coupon Rate	Yield Matur	Purchase Date	Maturity Date	Ending Par Val/Shares	Amor Value On 12/31/18	Ending Market Val	Ending Unit Price
Agency Note	FANNIE MAE	3135G0T45	1.875	2.5955	12/27/18	04/05/22	5,000,000.00	4,908,954.17	4,899,400.00	0.979880
Agency Note	FED FARM CREDIT BANK	3133EFWB9	2.844	1.9603	01/22/16	01/22/21	5,000,000.00	5,000,000.00	5,032,650.00	1.006530
Agency Note	FED FARM CREDIT BANK	3133EGLH6	1.420	1.4200	07/12/16	01/12/21	10,000,000.00	10,000,000.00	9,778,400.00	0.977840
Agency Note	FED FARM CREDIT BANK	3133EGLG8	1.370	1.3823	07/13/16	10/13/20	10,000,000.00	9,996,988.44	9,788,400.00	0.978840
Agency Note	FED FARM CREDIT BANK	3133EHKW2	2.000	2.0000	05/25/17	02/25/22	5,000,000.00	5,000,000.00	4,904,300.00	0.980860
Agency Note	FED HOME LOAN BANK	3130A7CL7	1.690	1.7215	03/04/16	02/26/21	600,000.00	599,538.88	589,212.00	0.982020
Agency Note	FED HOME LOAN BANK	3130A7QK4	1.700	1.7000	04/26/16	04/26/21	10,000,000.00	10,000,000.00	9,785,400.00	0.978540
Agency Note	FED HOME LOAN BANK	3130A86L2	1.200	1.2000	06/10/16	03/01/19	4,740,000.00	4,740,000.00	4,730,188.20	0.997930
Agency Note	FED HOME LOAN BANK	3130A9F89	1.625	1.6250	09/30/16	09/30/21	10,000,000.00	10,000,000.00	9,754,400.00	0.975440
Agency Note	FED HOME LOAN BANK	3130ACF66	2.150	2.1394	09/26/17	09/26/22	6,000,000.00	6,002,425.26	5,883,660.00	0.980610
Agency Note	FED HOME LOAN BANK	3134GBH21	1.700	1.7120	09/29/17	09/29/20	3,000,000.00	2,999,294.05	2,951,190.00	0.983730
Agency Note	FED HOME LOAN BANK	3130A3KM5	2.500	2.3160	12/27/17	12/09/22	5,000,000.00	5,034,945.24	4,967,400.00	0.993480
Agency Note	FED HOME LOAN BANK	3130ADMR0	2.250	2.2500	02/15/18	05/15/20	10,000,000.00	10,000,000.00	9,957,100.00	0.995710
Agency Note	FED HOME LOAN BANK	3130ACAT1	2.450	4.5374	02/27/18	09/13/22	4,000,000.00	3,995,023.24	4,002,920.00	1.000730
Agency Note	FED HOME LOAN MORT CORP	3134G9UM7	1.500	2.0881	06/30/16	06/30/21	10,000,000.00	10,000,000.00	9,808,600.00	0.980860
Agency Note	FED HOME LOAN MORT CORP	3134G9WV5	1.300	1.3000	07/07/16	01/07/20	15,000,000.00	15,000,000.00	14,800,500.00	0.986700
Agency Note	FED HOME LOAN MORT CORP	3134GAMB7	1.375	1.3750	10/06/16	07/06/20	10,000,000.00	10,000,000.00	9,824,000.00	0.982400
Agency Note	FED HOME LOAN MORT CORP	3134GBMX7	2.020	2.0200	05/24/17	11/24/21	10,000,000.00	10,000,000.00	9,811,700.00	0.981170
Agency Note	FED HOME LOAN MORT CORP	3134GBNJ7	2.125	2.1356	05/25/17	05/25/22	10,000,000.00	9,996,444.64	9,820,500.00	0.982050
Agency Note	FED HOME LOAN MORT CORP	3134G8L31	1.500	4.0041	02/26/16	02/26/21	5,000,000.00	4,999,365.22	4,968,800.00	0.993760
Agency Note	FED HOME LOAN MORT CORP	3134G8Y29	1.375	3.4463	04/28/16	04/28/21	12,000,000.00	11,987,806.93	11,857,920.00	0.988160
Agency Note	FED HOME LOAN MORT CORP	3134G9HW0	1.250	1.2500	05/26/16	11/26/19	10,000,000.00	10,000,000.00	9,875,600.00	0.987560
Agency Note	FED HOME LOAN MORT CORP	3134GBET5	1.800	2.1608	01/26/18	04/13/20	5,000,000.00	4,973,516.60	4,951,450.00	0.990290
Agency Note	FED HOME LOAN MORT CORP	3134GBX56	2.250	2.3100	01/30/18	11/24/20	10,000,000.00	9,988,332.27	9,940,000.00	0.994000
Agency Note	FED HOME LOAN MORT CORP	3134GSFC4	3.000	3.0000	02/28/18	02/24/23	5,000,000.00	5,000,000.00	5,000,650.00	1.000130
Agency Note	FED HOME LOAN MORT CORP	3134GSMZ5	3.000	3.0000	05/23/18	02/23/22	5,000,000.00	5,000,000.00	5,001,000.00	1.000200
Agency Note	FED HOME LOAN MORT CORP	3134GSLW3	3.050	3.3601	05/30/18	05/24/23	5,000,000.00	5,000,000.00	5,001,900.00	1.000380
Agency Note	FEDERAL NAT MORTGAGE ASSOC	3136G4DB6	1.250	1.2500	09/30/16	03/30/20	10,000,000.00	10,000,000.00	9,846,400.00	0.984640
Agency Note	FEDERAL NAT MORTGAGE ASSOC	3136G4DA8	1.200	1.2000	09/30/16	12/30/19	10,000,000.00	10,000,000.00	9,861,300.00	0.986130
Agency Note	FEDERAL NAT MORTGAGE ASSOC	3136G37H2	1.500	1.5000	09/30/16	03/30/21	4,700,000.00	4,700,000.00	4,594,344.00	0.977520
Agency Note	FEDERAL NAT MORTGAGE ASSOC	3136G3DV4	1.750	2.6169	03/30/16	03/30/21	5,000,000.00	5,000,000.00	4,902,600.00	0.980520
Agency Note	FEDERAL NAT MORTGAGE ASSOC	3135G0K93	1.250	1.2500	06/28/16	06/28/19	15,000,000.00	15,000,000.00	14,904,600.00	0.993640
Agency Note	FEDERAL NAT MORTGAGE ASSOC	3135G0K93	1.250	1.2500	06/28/16	06/28/19	10,000,000.00	10,000,000.00	9,936,400.00	0.993640
Total Count 33			1.720	1.9488			255,040,000.00	254,922,634.94	251,732,884.20	0.987033

Medium Term Corporate Note	Issuer	CUSIP	Coupon Rate	Yield Matur	Purchase Date	Maturity Date	Ending Par Val/Shares	Amor Value On 12/31/18	Ending Market Val	Ending Unit Price
Medium Term Corporate Note	BANK OF AMERICA	06051GFZ7	2.503	2.9110	01/29/18	10/21/22	5,000,000.00	4,923,504.10	4,814,150.00	0.962830
Medium Term Corporate Note	Berkshire Hathaway Inc.	084670BR8	2.750	3.3102	12/18/18	03/15/23	5,000,000.00	4,925,370.83	4,908,400.00	0.981680
Medium Term Corporate Note	CATERPILLAR, INC.	14913QAA7	2.400	2.6510	01/29/18	06/06/22	5,000,000.00	4,958,318.75	4,880,600.00	0.976120
Medium Term Corporate Note	CHEVRON CORP	166764AH3	3.191	3.5000	11/26/18	06/24/23	5,000,000.00	4,942,792.51	4,992,150.00	0.998430
Medium Term Corporate Note	CITIBANK NA	17325FAJ7	2.125	3.1900	10/18/18	10/20/20	5,000,000.00	4,897,614.90	4,900,900.00	0.980180
Medium Term Corporate Note	CREDIT SUISSE	22548QG74	2.250	2.5000	09/20/16	09/20/21	5,000,000.00	5,000,000.00	4,811,500.00	0.962300
Medium Term Corporate Note	GENERAL ELECTRIC CORP	36962G6S8	3.100	3.1193	01/29/18	01/09/23	5,000,000.00	4,995,976.89	4,665,550.00	0.933110
Medium Term Corporate Note	HSBC USA INC	40435FLJ4	2.250	2.6128	11/15/17	11/15/22	5,000,000.00	5,000,000.00	4,958,600.00	0.991720
Medium Term Corporate Note	HSBC USA INC	40435FWK9	3.000	3.4575	05/02/18	05/02/23	10,000,000.00	10,000,000.00	9,975,800.00	0.997580
Medium Term Corporate Note	IBM CREDIT CORP	44932HAC7	2.200	2.3040	09/15/17	09/08/22	6,000,000.00	5,976,283.71	5,716,680.00	0.952780
Medium Term Corporate Note	JP MORGAN CHASE	48127HAA7	2.200	2.1903	03/04/16	10/22/19	3,000,000.00	3,000,285.20	2,974,830.00	0.991610

Medium Term Corporate Note	MERCK & CO INC	58933YAS4	1.850	2.5572	06/01/18	02/10/20	5,000,000.00	4,948,286.44	4,955,250.00	0.991050
Medium Term Corporate Note	ROYAL BANK OF CANADA	78010USN8	2.150	1.9500	11/17/14	03/15/19	5,000,000.00	5,004,951.68	4,991,150.00	0.998230
Medium Term Corporate Note	ROYAL BANK OF CANADA	78010USN8	2.150	1.9500	11/21/14	03/15/19	5,000,000.00	5,004,851.68	4,991,150.00	0.998230
Medium Term Corporate Note	ROYAL BANK OF CANADA	780082AA1	1.875	2.3000	01/16/18	02/05/20	10,000,000.00	9,937,682.21	9,895,800.00	0.989580
Medium Term Corporate Note	ROYAL BANK OF CANADA	78010UWM5	3.303	1.9904	09/30/14	09/30/19	6,000,000.00	5,998,128.90	6,013,800.00	1.002300
Medium Term Corporate Note	TOYOTA MOTOR CREDIT CORP	89236TCQ6	2.800	3.1012	04/19/18	07/13/22	3,000,000.00	2,966,253.67	2,960,460.00	0.986820
Medium Term Corporate Note	TOYOTA MOTOR CREDIT CORP	89236TDD4	2.000	1.5166	05/09/16	04/26/19	10,000,000.00	9,999,145.60	9,916,700.00	0.991670
Medium Term Corporate Note	U.S. BANCORP	91159HHP8	2.625	3.2771	05/24/18	01/24/22	5,000,000.00	4,893,015.79	4,924,050.00	0.984810
Medium Term Corporate Note	US Bank NA Cincinnati	90331HNV1	3.400	3.4670	11/26/18	06/23/23	5,000,000.00	5,040,111.11	4,989,750.00	0.997950
Medium Term Corporate Note	WELLS FARGO BANK	949746SK8	3.069	3.0299	01/30/18	01/24/23	5,000,000.00	5,008,156.35	4,869,600.00	0.973920
Medium Term Corporate Note	WELLS FARGO BANK	94988J5N3	2.600	3.3600	11/06/18	01/15/21	5,000,000.00	4,960,307.43	4,937,900.00	0.987580
Total Count 22			2.511	2.6912			123,000,000.00	122,381,037.75	121,044,770.00	0.984104

Money Market	Issuer	CUSIP	Coupon Rate	Yield Matur	Purchase Date	Maturity Date	Ending Par Val/Shares	Amor Value On 12/31/18	Ending Market Val	Ending Unit Price
Money Market	FIDELITY INVESTMENTS		2.384	2.3844	12/10/90	Open	27,000,000.00	27,000,000.00	27,000,000.00	1.000000
Total Count 1			2.384	2.3844			27,000,000.00	27,000,000.00	27,000,000.00	1.000000

State Pool	Issuer	CUSIP	Coupon Rate	Yield Matur	Purchase Date	Maturity Date	Ending Par Val/Shares	Amor Value On 12/31/18	Ending Market Val	Ending Unit Price
State Pool	STATE OF CALIFORNIA		2.320	2.3200	01/01/88	Open	7,783,138.03	7,783,138.03	7,783,138.03	1.000000
State Pool	STATE OF CALIFORNIA		2.320	2.3200	11/30/01	Open	2,297,813.97	2,297,813.97	2,297,813.97	1.000000
Total Count 2			2.320	2.3200			10,080,952.00	10,080,952.00	10,080,952.00	1.000000

Time Deposit	Issuer	CUSIP	Coupon Rate	Yield Matur	Purchase Date	Maturity Date	Ending Par Val/Shares	Amor Value On 12/31/18	Ending Market Val	Ending Unit Price
Time Deposit	PREMIER VALLEY BANK		2.059	2.0587	03/29/18	03/28/19	1,400,000.00	1,400,000.00	1,400,000.00	1.000000
Time Deposit	PREMIER VALLEY BANK		2.196	2.1958	11/15/18	05/16/19	1,600,000.00	1,600,000.00	1,600,000.00	1.000000
Time Deposit	PREMIER VALLEY BANK		1.794	1.7939	01/18/18	01/17/19	1,400,000.00	1,400,000.00	1,400,000.00	1.000000
Total Count 3			2.024	2.0243			4,400,000.00	4,400,000.00	4,400,000.00	1.000000

Treasury Note	Issuer	CUSIP	Coupon Rate	Yield Matur	Purchase Date	Maturity Date	Ending Par Val/Shares	Amor Value On 12/31/18	Ending Market Val	Ending Unit Price
Treasury Note	U.S. TREASURY	912828N48	1.750	2.2646	01/30/18	12/31/20	10,000,000.00	9,899,936.63	9,857,400.00	0.985740
Treasury Note	U.S. TREASURY	912828NT3	2.625	2.0650	01/17/18	08/15/20	5,000,000.00	5,054,583.93	5,007,050.00	1.001410
Treasury Note	U.S. TREASURY	912828RC6	2.125	2.4645	04/02/18	08/15/21	5,000,000.00	4,951,194.30	4,954,500.00	0.990900
Treasury Note	U.S. TREASURY	9128284P2	2.625	2.6041	05/25/18	05/15/21	5,000,000.00	5,002,514.27	5,016,000.00	1.003200
Treasury Note	U.S. TREASURY	912828XU9	1.500	2.2866	03/15/18	06/15/20	10,000,000.00	9,884,651.43	9,854,700.00	0.985470
Treasury Note	U.S. TREASURY	912828M98	1.625	2.1032	01/17/18	11/30/20	5,000,000.00	4,953,413.83	4,917,600.00	0.983520
Treasury Note	U.S. TREASURY	912828N48	1.750	2.0091	12/26/17	12/31/20	5,000,000.00	4,974,731.24	4,928,700.00	0.985740
Treasury Note	U.S. TREASURY	912828XH8	1.625	2.0917	01/18/18	06/30/20	5,000,000.00	4,965,720.00	4,932,400.00	0.986480
Treasury Note	U.S. TREASURY	912828WY2	2.250	2.4265	04/02/18	07/31/21	5,000,000.00	4,974,619.22	4,972,250.00	0.994450
Treasury Note	U.S. TREASURY	9128282V1	1.375	2.3636	02/28/18	09/15/20	10,000,000.00	9,807,980.42	9,810,900.00	0.981090
Treasury Note	U.S. TREASURY	912828VA5	1.125	2.2700	03/05/18	04/30/20	10,000,000.00	9,832,069.70	9,811,700.00	0.981170
Treasury Note	U.S. TREASURY	912828C65	1.625	1.3304	03/20/17	03/31/19	5,000,000.00	5,007,316.13	4,990,200.00	0.998040
Total Count 12			1.737	2.2157			80,000,000.00	79,308,731.10	79,053,400.00	0.988168

Investment Total			1.968	2.2052			499,520,952.00	498,093,355.79	493,312,006.20	0.987570
-------------------------	--	--	--------------	---------------	--	--	-----------------------	-----------------------	-----------------------	-----------------