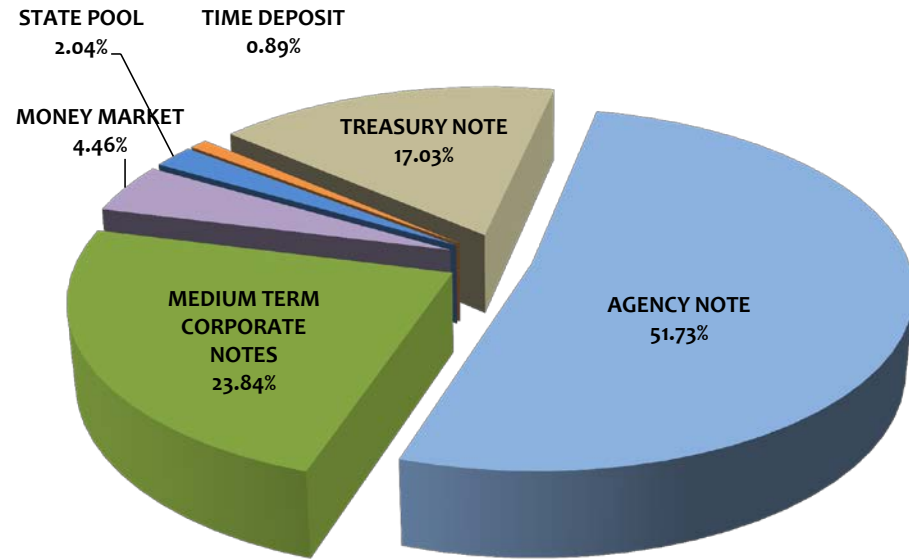


ASSET ALLOCATION


Assets	Current Par Value	Current Book Value	Market Value	Mkt/Book	Yield to Maturity
AGENCY NOTE	255,040,000	255,023,855	250,440,316	98.20%	1.92%
MEDIUM TERM CORPORATE NOTES	118,000,000	117,509,055	115,318,360	98.14%	2.67%
MONEY MARKET	22,000,000	22,000,000	22,000,000	100.00%	2.16%
STATE POOL	10,080,952	10,080,952	10,080,952	100.00%	2.26%
TIME DEPOSIT	4,400,000	4,400,000	4,400,000	100.00%	2.02%
TREASURY NOTE	85,000,000	83,952,444	83,302,550	99.23%	2.25%
Totals	\$494,520,952	\$492,966,306	\$485,542,178	98.49%	2.17%

Portfolio Breakdown & Statistics

	November 30, 2018	November 30, 2017
AMORTIZED COST	\$492,966,306	\$379,387,753
AVERAGE DAYS TO MATURITY	725	734
CURRENT MONTH RETURN ON INVEST	1.99%	1.42%
EARNED INTEREST-CURR MONTH	\$812,526	\$458,955
EARNED INTEREST	\$4,153,459	\$2,291,011



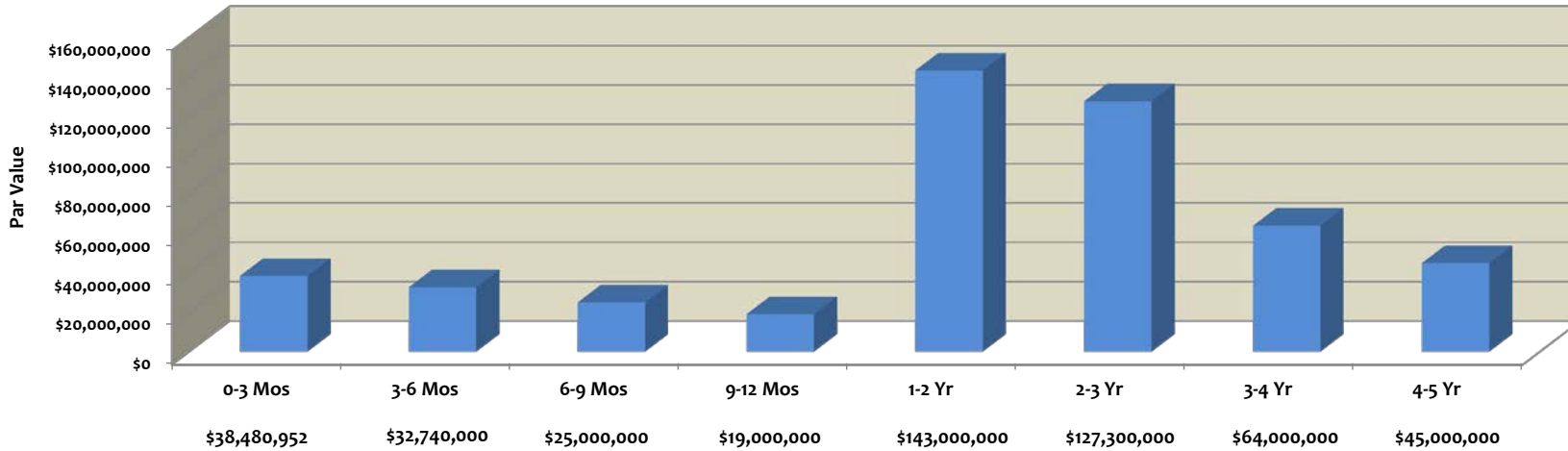
Pooled Portfolio Composition by Book Value



MATURITY DISTRIBUTION

Current Par Value	0-3 Mos	3-6 Mos	6-9 Mos	9-12 Mos	1-2 Yr	2-3 Yr	3-4 Yr	4-5 Yr	Totals
AGENCY NOTE	5,000,000	4,740,000	25,000,000	10,000,000	83,000,000	82,300,000	35,000,000	10,000,000	\$255,040,000
CERTIFICATE OF DEPOSIT	-	-	-	-	-	-	-	-	\$0
MEDIUM TERM CORPORATE NOTES	-	20,000,000	-	9,000,000	20,000,000	10,000,000	29,000,000	30,000,000	\$118,000,000
MONEY MARKET	22,000,000	-	-	-	-	-	-	-	\$22,000,000
STATE POOL	10,080,952	-	-	-	-	-	-	-	\$10,080,952
TIME DEPOSIT	1,400,000	3,000,000	-	-	-	-	-	-	\$4,400,000
TREASURY NOTE	-	5,000,000	-	-	40,000,000	35,000,000	-	5,000,000	\$85,000,000
Totals	\$38,480,952	\$32,740,000	\$25,000,000	\$19,000,000	\$143,000,000	\$127,300,000	\$64,000,000	\$45,000,000	\$494,520,952
% of Portfolio	7.78%	6.62%	5.06%	3.84%	28.92%	25.74%	12.94%	9.10%	100.00%

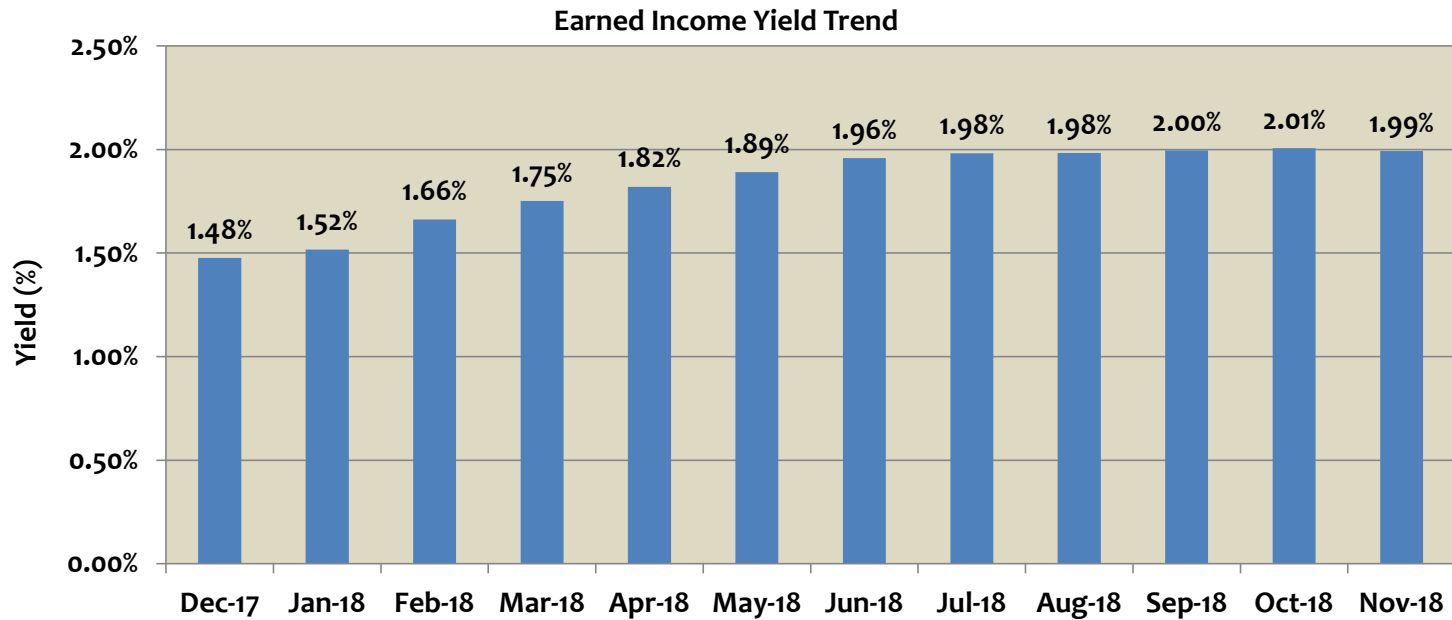
Maturity Distribution
November 30, 2018





PORTFOLIO - EARNED INCOME YIELD

Month	Earned Income Yield
Dec-17	1.48%
Jan-18	1.52%
Feb-18	1.66%
Mar-18	1.75%
Apr-18	1.82%
May-18	1.89%
Jun-18	1.96%
Jul-18	1.98%
Aug-18	1.98%
Sep-18	2.00%
Oct-18	2.01%
Nov-18	1.99%



In accordance with State Law, the Finance Director certifies that the securities held in the City Investment Portfolio, comply with City policies. The Finance Director further certifies that the City has Operating Funds available to meet its expenditure requirements for the next six months.

Amortized Cost - the total amount at which investments are carried on the City books. This amount includes the amortization and accretion of premiums and discounts, respectively.

Market Value - the total amount at which investments are being sold in the market. Market prices are provided by the Bank of New York.

Maturity Value - (also referred to as "par value") the total amount of the face or stated value of the investments at maturity.

Average Days to Maturity - the average time in days left in the maturity of the investments.

Monthly Yield - the rate of return on investments as expressed in a percentage.

Earned Interest - the amount of income realized by all investments.

Agency Note	Issuer	CUSIP	Coupon Rate	Yield Matur	Purchase Date	Maturity Date	Ending Par Val/Shares	Ending Amor Val/Cost	Ending Market Val	Ending Unit Price
Agency Note	FED FARM CREDIT BANK	3133EFWB9	2.646	1.9603	01/22/16	01/22/21	5,000,000.00	5,000,000.00	5,034,000.00	1.006800
Agency Note	FED HOME LOAN MORT CORP	3134G8L31	1.500	4.0041	02/26/16	02/26/21	5,000,000.00	4,999,365.22	4,952,050.00	0.990410
Agency Note	FED HOME LOAN BANK	3130A7CL7	1.690	1.7215	03/04/16	02/26/21	600,000.00	599,538.88	584,850.00	0.974750
Agency Note	FEDERAL NAT MORTGAGE ASSOC	3136G3DV4	1.750	2.6169	03/30/16	03/30/21	5,000,000.00	5,000,000.00	4,858,350.00	0.971670
Agency Note	FED HOME LOAN BANK	3130A7QK4	1.700	1.7000	04/26/16	04/26/21	10,000,000.00	10,000,000.00	9,705,700.00	0.970570
Agency Note	FED HOME LOAN MORT CORP	3134G8Y29	1.375	3.4463	04/28/16	04/28/21	12,000,000.00	11,987,806.93	11,787,720.00	0.982310
Agency Note	FED HOME LOAN MORT CORP	3134G9HW0	1.250	1.2500	05/26/16	11/26/19	10,000,000.00	10,000,000.00	9,851,000.00	0.985100
Agency Note	FED HOME LOAN BANK	3130A86L2	1.200	1.2000	06/10/16	03/01/19	4,740,000.00	4,740,000.00	4,726,017.00	0.997050
Agency Note	FEDERAL NAT MORTGAGE ASSOC	3135G0K93	1.250	1.2500	06/28/16	06/28/19	15,000,000.00	15,000,000.00	14,882,400.00	0.992160
Agency Note	FEDERAL NAT MORTGAGE ASSOC	3135G0K93	1.250	1.2500	06/28/16	06/28/19	10,000,000.00	10,000,000.00	9,921,600.00	0.992160
Agency Note	FED HOME LOAN MORT CORP	3134G9UM7	1.500	2.0881	06/30/16	06/30/21	10,000,000.00	10,000,000.00	9,724,000.00	0.972400
Agency Note	FED HOME LOAN MORT CORP	3134G9WV5	1.300	1.3000	07/07/16	01/07/20	15,000,000.00	15,000,000.00	14,758,050.00	0.983870
Agency Note	FED FARM CREDIT BANK	3133EGLH6	1.420	1.4200	07/12/16	01/12/21	10,000,000.00	10,000,000.00	9,707,300.00	0.970730
Agency Note	FED FARM CREDIT BANK	3133EGLG8	1.370	1.3823	07/13/16	10/13/20	10,000,000.00	9,996,988.44	9,732,700.00	0.973270
Agency Note	FEDERAL NAT MORTGAGE ASSOC	3136G4DB6	1.250	1.2500	09/30/16	03/30/20	10,000,000.00	10,000,000.00	9,800,100.00	0.980010
Agency Note	FED HOME LOAN BANK	3130A9F89	1.625	1.6250	09/30/16	09/30/21	10,000,000.00	10,000,000.00	9,660,500.00	0.966050
Agency Note	FEDERAL NAT MORTGAGE ASSOC	3136G4DA8	1.200	1.2000	09/30/16	12/30/19	10,000,000.00	10,000,000.00	9,833,500.00	0.983350
Agency Note	FEDERAL NAT MORTGAGE ASSOC	3136G37H2	1.500	1.5000	09/30/16	03/30/21	4,700,000.00	4,700,000.00	4,556,979.00	0.969570
Agency Note	FED HOME LOAN MORT CORP	3134GAMB7	1.375	1.3750	10/06/16	07/06/20	10,000,000.00	10,000,000.00	9,774,900.00	0.977490
Agency Note	FED HOME LOAN MORT CORP	3134GBMX7	2.020	2.0200	05/24/17	11/24/21	10,000,000.00	10,000,000.00	9,704,800.00	0.970480
Agency Note	FED HOME LOAN MORT CORP	3134GBNJ7	2.125	2.1356	05/25/17	05/25/22	10,000,000.00	9,996,444.64	9,702,800.00	0.970280
Agency Note	FED FARM CREDIT BANK	3133EHKW2	2.000	2.0000	05/25/17	02/25/22	5,000,000.00	5,000,000.00	4,857,150.00	0.971430
Agency Note	FED HOME LOAN BANK	313376BR5	1.750	1.3150	06/20/17	12/14/18	3,000,000.00	3,006,482.03	2,999,490.00	0.999830
Agency Note	FED FARM CREDIT BANK	3133EG2A2	1.390	1.4033	06/20/17	12/27/18	2,000,000.00	1,999,868.03	1,998,760.00	0.999380
Agency Note	FED HOME LOAN BANK	3130ACF66	2.150	2.1394	09/26/17	09/26/22	6,000,000.00	6,002,425.26	5,806,560.00	0.967760
Agency Note	FED HOME LOAN BANK	3134GBH21	1.700	1.7120	09/29/17	09/29/20	3,000,000.00	2,999,294.05	2,934,420.00	0.978140
Agency Note	FED HOME LOAN BANK	3130A3KM5	2.500	2.3160	12/27/17	12/09/22	5,000,000.00	5,039,091.39	4,912,900.00	0.982580
Agency Note	FED HOME LOAN MORT CORP	3134GBET5	1.800	2.1608	01/26/18	04/13/20	5,000,000.00	4,973,516.60	4,934,550.00	0.986910
Agency Note	FED HOME LOAN MORT CORP	3134GBX56	2.250	2.3100	01/30/18	11/24/20	10,000,000.00	9,988,332.27	9,877,100.00	0.987710
Agency Note	FED HOME LOAN BANK	3130ADMRO	2.250	2.2500	02/15/18	05/15/20	10,000,000.00	10,000,000.00	9,915,400.00	0.991540
Agency Note	FED HOME LOAN BANK	3130ACAT1	2.200	4.4065	02/27/18	09/13/22	4,000,000.00	3,994,701.18	3,999,720.00	0.999930
Agency Note	FED HOME LOAN MORT CORP	3134GSFC4	3.000	3.0000	02/28/18	02/24/23	5,000,000.00	5,000,000.00	4,954,900.00	0.990980
Agency Note	FED HOME LOAN MORT CORP	3134GSMZ5	3.000	3.0000	05/23/18	02/23/22	5,000,000.00	5,000,000.00	5,000,100.00	1.000020
Agency Note	FED HOME LOAN MORT CORP	3134GSLW3	3.050	3.3601	05/30/18	05/24/23	5,000,000.00	5,000,000.00	4,989,950.00	0.997990
Total Count 34			1.707	1.9226			255,040,000.00	255,023,854.92	250,440,316.00	0.981965

Medium Term Corporate Notes	Issuer	CUSIP	Coupon Rate	Yield Matur	Purchase Date	Maturity Date	Ending Par Val/Shares	Ending Amor Val/Cost	Ending Market Val	Ending Unit Price
Medium Term Corporate Not	ROYAL BANK OF CANADA	78010UWM5	2.898	1.9904	09/30/14	09/30/19	6,000,000.00	5,997,516.22	6,015,000.00	1.002500
Medium Term Corporate Not	ROYAL BANK OF CANADA	78010USN8	2.150	1.9500	11/17/14	03/15/19	5,000,000.00	5,004,951.68	4,990,100.00	0.998020
Medium Term Corporate Not	ROYAL BANK OF CANADA	78010USN8	2.150	1.9500	11/21/14	03/15/19	5,000,000.00	5,004,851.68	4,990,100.00	0.998020
Medium Term Corporate Not	JP MORGAN CHASE	48127HAA7	2.200	2.1903	03/04/16	10/22/19	3,000,000.00	3,000,285.20	2,975,190.00	0.991730
Medium Term Corporate Not	TOYOTA MOTOR CREDIT CORP	89236TDD4	2.000	1.5166	05/09/16	04/26/19	10,000,000.00	9,999,145.60	9,938,000.00	0.993800
Medium Term Corporate Not	CREDIT SUISSE	22548QG74	2.250	2.5000	09/20/16	09/20/21	5,000,000.00	5,000,000.00	4,760,400.00	0.952080
Medium Term Corporate Not	IBM CREDIT CORP	44932HAC7	2.200	2.3040	09/15/17	09/08/22	6,000,000.00	5,976,283.71	5,668,380.00	0.944730

Medium Term Corporate Not	HSBC USA INC	40435FLJ4	2.250	2.6128	11/15/17	11/15/22	5,000,000.00	5,000,000.00	4,902,700.00	0.980540
Medium Term Corporate Not	ROYAL BANK OF CANADA	780082AA1	1.875	2.3000	01/16/18	02/05/20	10,000,000.00	9,937,682.21	9,862,100.00	0.986210
Medium Term Corporate Not	GENERAL ELECTRIC CORP	36962G6S8	3.100	3.1193	01/29/18	01/09/23	5,000,000.00	4,995,976.89	4,544,050.00	0.908810
Medium Term Corporate Not	CATERPILLAR, INC.	14913QAA7	2.400	2.6510	01/29/18	06/06/22	5,000,000.00	4,952,671.76	4,810,400.00	0.962080
Medium Term Corporate Not	BANK OF AMERICA	06051GFZ7	2.503	2.9110	01/29/18	10/21/22	5,000,000.00	4,923,504.10	4,758,050.00	0.951610
Medium Term Corporate Not	WELLS FARGO BANK	949746SK8	3.069	3.0299	01/30/18	01/24/23	5,000,000.00	5,008,156.35	4,827,700.00	0.965540
Medium Term Corporate Not	TOYOTA MOTOR CREDIT CORP	89236TCQ6	2.800	3.1012	04/19/18	07/13/22	3,000,000.00	2,966,253.67	2,940,240.00	0.980080
Medium Term Corporate Not	HSBC USA INC	40435FWK9	3.000	3.4575	05/02/18	05/02/23	10,000,000.00	10,000,000.00	9,909,000.00	0.990900
Medium Term Corporate Not	U.S. BANCORP	91159HHP8	2.625	3.2771	05/24/18	01/24/22	5,000,000.00	4,893,015.79	4,878,350.00	0.975670
Medium Term Corporate Not	MERCK & CO INC	58933YAS4	1.850	2.5572	06/01/18	02/10/20	5,000,000.00	4,948,286.44	4,932,750.00	0.986550
Medium Term Corporate Not	CITIBANK NA	17325FAJ7	2.125	3.1900	10/18/18	10/20/20	5,000,000.00	4,897,614.90	4,874,350.00	0.974870
Medium Term Corporate Not	WELLS FARGO BANK	94988J5N3	2.600	3.3600	11/06/18	01/15/21	5,000,000.00	4,960,307.43	4,896,250.00	0.979250
Medium Term Corporate Not	US Bank NA Cincinnati	90331HNV1	3.400	3.4670	11/26/18	06/23/23	5,000,000.00	5,040,111.11	4,933,900.00	0.986780
Medium Term Corporate Not	CHEVRON CORP	166764AH3	3.191	3.5000	11/26/18	06/24/23	5,000,000.00	5,002,440.56	4,911,350.00	0.982270
Total Count 21			2.480	2.6654			118,000,000.00	117,509,055.30	115,318,360.00	0.977274

Money Market	Issuer	CUSIP	Coupon Rate	Yield Matur	Purchase Date	Maturity Date	Ending Par Val/Shares	Ending Amor Val/Cost	Ending Market Val	Ending Unit Price
Money Market	FIDELITY INVESTMENTS		2.161	2.1613	12/10/90	Open	22,000,000.00	22,000,000.00	22,000,000.00	1.000000
Total Count 1			2.161	2.1613			22,000,000.00	22,000,000.00	22,000,000.00	1.000000

State Pool	Issuer	CUSIP	Coupon Rate	Yield Matur	Purchase Date	Maturity Date	Ending Par Val/Shares	Ending Amor Val/Cost	Ending Market Val	Ending Unit Price
State Pool	STATE OF CALIFORNIA		2.260	2.2600	01/01/88	Open	7,783,138.03	7,783,138.03	7,783,138.03	1.000000
State Pool	STATE OF CALIFORNIA		2.260	2.2600	11/30/01	Open	2,297,813.97	2,297,813.97	2,297,813.97	1.000000
Total Count 2			2.260	2.2600			10,080,952.00	10,080,952.00	10,080,952.00	1.000000

Time Deposit	Issuer	CUSIP	Coupon Rate	Yield Matur	Purchase Date	Maturity Date	Ending Par Val/Shares	Ending Amor Val/Cost	Ending Market Val	Ending Unit Price
Time Deposit	PREMIER VALLEY BANK		1.794	1.7939	01/18/18	01/17/19	1,400,000.00	1,400,000.00	1,400,000.00	1.000000
Time Deposit	PREMIER VALLEY BANK		2.059	2.0587	03/29/18	03/28/19	1,400,000.00	1,400,000.00	1,400,000.00	1.000000
Time Deposit	PREMIER VALLEY BANK		2.196	2.1958	11/15/18	05/16/19	1,600,000.00	1,600,000.00	1,600,000.00	1.000000
Total Count 3			2.024	2.0243			4,400,000.00	4,400,000.00	4,400,000.00	1.000000

Treasury Note	Issuer	CUSIP	Coupon Rate	Yield Matur	Purchase Date	Maturity Date	Ending Par Val/Shares	Ending Amor Val/Cost	Ending Market Val	Ending Unit Price
Treasury Note	U.S. TREASURY	912828C65	1.625	1.3304	03/20/17	03/31/19	5,000,000.00	5,007,316.13	4,985,150.00	0.997030
Treasury Note	U.S. TREASURY	912828N48	1.750	2.0091	12/26/17	12/31/20	5,000,000.00	4,968,570.33	4,894,350.00	0.978870
Treasury Note	U.S. TREASURY	912828M98	1.625	2.1032	01/17/18	11/30/20	5,000,000.00	4,953,413.83	4,884,200.00	0.976840
Treasury Note	U.S. TREASURY	912828NT3	2.625	2.0650	01/17/18	08/15/20	5,000,000.00	5,054,583.93	4,983,200.00	0.996640
Treasury Note	U.S. TREASURY	912828XH8	1.625	2.0917	01/18/18	06/30/20	5,000,000.00	4,954,529.04	4,908,400.00	0.981680
Treasury Note	U.S. TREASURY	912828N48	1.750	2.2646	01/30/18	12/31/20	10,000,000.00	9,875,617.04	9,788,700.00	0.978870
Treasury Note	U.S. TREASURY	9128282V1	1.375	2.3636	02/28/18	09/15/20	10,000,000.00	9,807,980.42	9,752,300.00	0.975230
Treasury Note	U.S. TREASURY	912828VA5	1.125	2.2700	03/05/18	04/30/20	10,000,000.00	9,832,069.70	9,769,900.00	0.976990
Treasury Note	U.S. TREASURY	912828XU9	1.500	2.2866	03/15/18	06/15/20	10,000,000.00	9,847,067.88	9,803,500.00	0.980350
Treasury Note	U.S. TREASURY	912828WY2	2.250	2.4265	04/02/18	07/31/21	5,000,000.00	4,974,619.22	4,925,200.00	0.985040
Treasury Note	U.S. TREASURY	912828RC6	2.125	2.4645	04/02/18	08/15/21	5,000,000.00	4,951,194.30	4,907,800.00	0.981560
Treasury Note	U.S. TREASURY	912828Q29	1.500	2.8197	04/25/18	03/31/23	5,000,000.00	4,722,967.91	4,723,850.00	0.944770
Treasury Note	U.S. TREASURY	9128284P2	2.625	2.6041	05/25/18	05/15/21	5,000,000.00	5,002,514.27	4,976,000.00	0.995200
Total Count 13			1.724	2.2496			85,000,000.00	83,952,444.00	83,302,550.00	0.980030

Investment Total			1.929	2.1735			494,520,952.00	492,966,306.22	485,542,178.00	0.981843
-------------------------	--	--	--------------	---------------	--	--	-----------------------	-----------------------	-----------------------	-----------------