

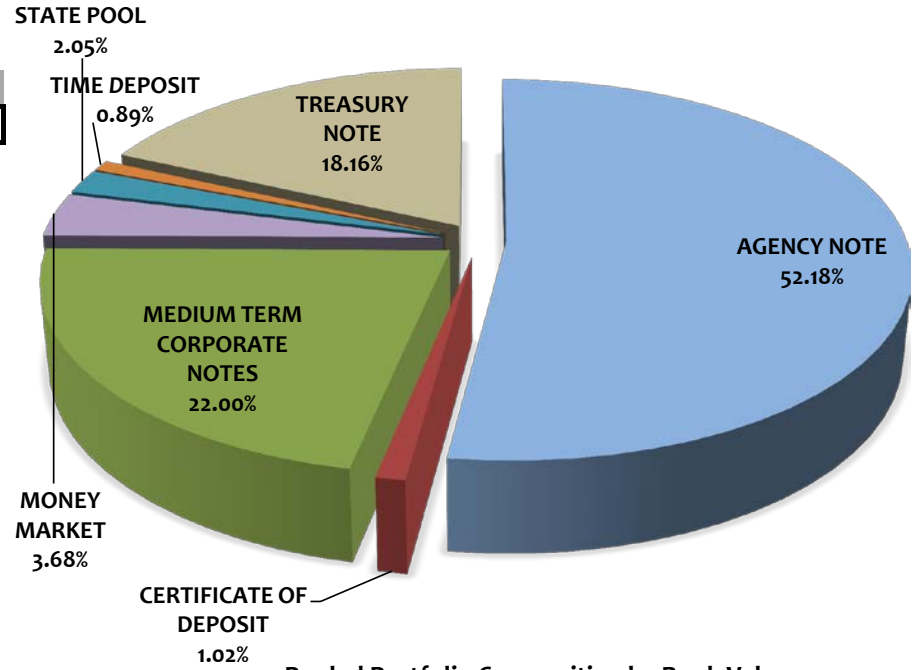


ASSET ALLOCATION

Assets	Current Par Value	Current Book Value	Market Value	Mkt/Book	Yield to Maturity
AGENCY NOTE	\$255,040,000	\$255,009,330	\$249,847,532	97.98%	1.92%
CERTIFICATE OF DEPOSIT	\$5,000,000	\$5,000,000	\$4,995,025	99.90%	1.45%
MEDIUM TERM CORPORATE NOTES	\$108,000,000	\$107,536,990	\$106,148,580	98.71%	2.51%
MONEY MARKET	\$18,000,000	\$18,000,000	\$18,000,000	100.00%	2.03%
STATE POOL	\$10,026,475	\$10,026,475	\$10,026,475	100.00%	2.09%
TIME DEPOSIT	\$4,400,000	\$4,400,000	\$4,400,000	100.00%	1.78%
TREASURY NOTE	\$90,000,000	\$88,762,188	\$87,982,250	99.12%	2.28%
Totals	\$490,466,475	\$488,734,982	\$481,399,861	98.50%	2.12%

Portfolio Breakdown & Statistics

	September 30, 2018	September 30, 2017
AMORTIZED COST	\$488,734,982	\$403,368,645
AVERAGE DAYS TO MATURITY	752	696
CURRENT MONTH RETURN ON INVEST	2.00%	1.38%
EARNED INTEREST-CURR MONTH	\$816,402	\$439,227
EARNED INTEREST	\$2,520,274	\$1,370,934

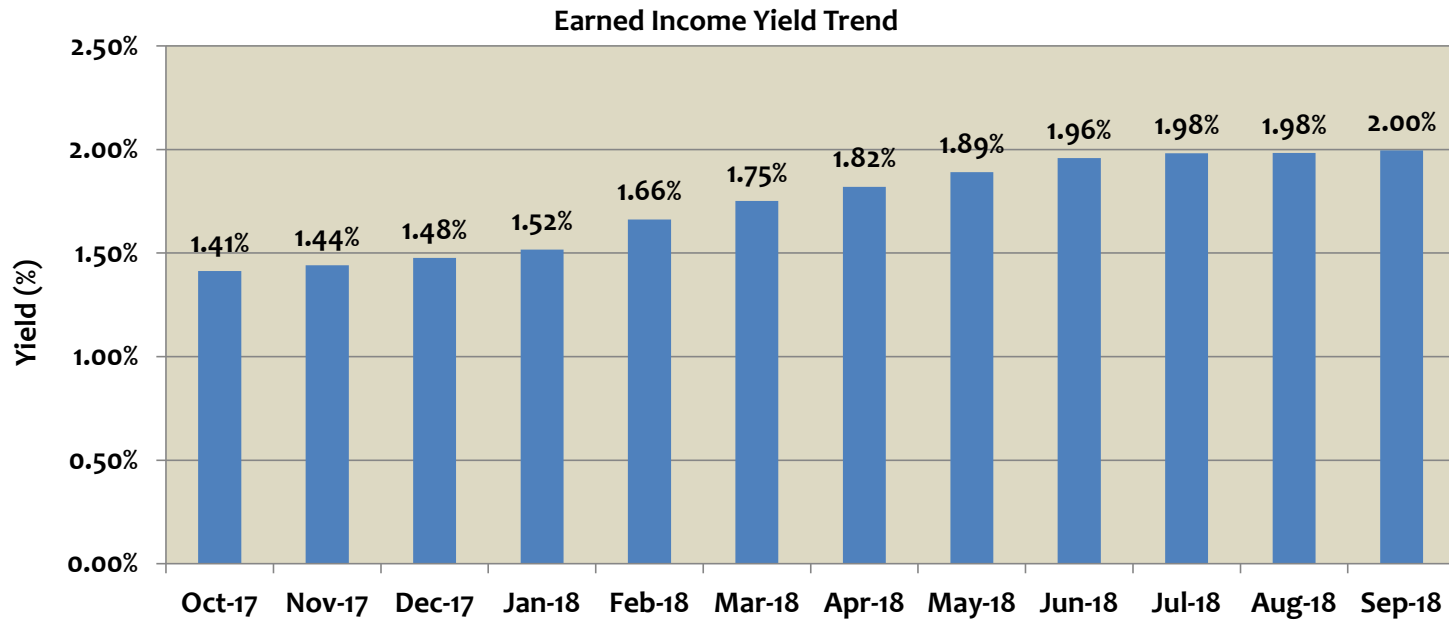


Pooled Portfolio Composition by Book Value



PORTFOLIO - EARNED INCOME YIELD

Month	Earned Income Yield
Oct-17	1.41%
Nov-17	1.44%
Dec-17	1.48%
Jan-18	1.52%
Feb-18	1.66%
Mar-18	1.75%
Apr-18	1.82%
May-18	1.89%
Jun-18	1.96%
Jul-18	1.98%
Aug-18	1.98%
Sep-18	2.00%



In accordance with State Law, the Finance Director certifies that the securities held in the City Investment Portfolio, comply with City policies. The Finance Director further certifies that the City has Operating Funds available to meet its expenditure requirements for the next six months.

Amortized Cost - the total amount at which investments are carried on the City books. This amount includes the amortization and accretion of premiums and discounts, respectively.

Market Value - the total amount at which investments are being sold in the market. Market prices are provided by the Bank of New York.

Maturity Value - (also referred to as "par value") the total amount of the face or stated value of the investments at maturity.

Average Days to Maturity - the average time in days left in the maturity of the investments.

Monthly Yield - the rate of return on investments as expressed in a percentage.

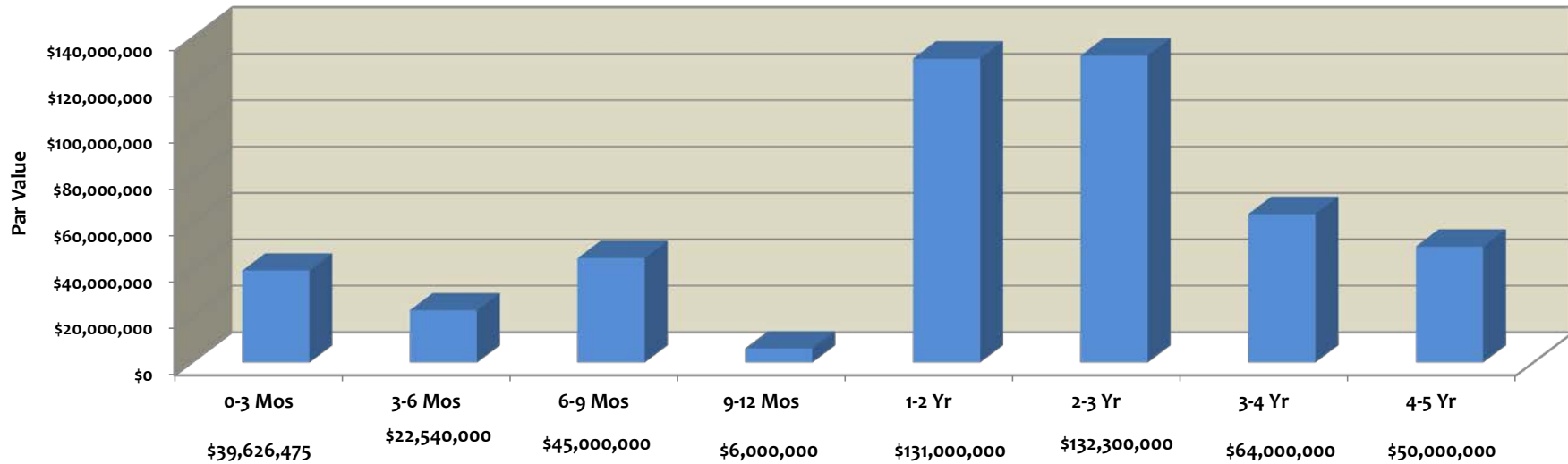
Earned Interest - the amount of income realized by all investments.



MATURITY DISTRIBUTION

Current Par Value	0-3 Mos	3-6 Mos	6-9 Mos	9-12 Mos	1-2 Yr	2-3 Yr	3-4 Yr	4-5 Yr	Totals
AGENCY NOTE	\$5,000,000	\$4,740,000	\$25,000,000		\$73,000,000	\$92,300,000	\$40,000,000	\$15,000,000	\$255,040,000
CERTIFICATE OF DEPOSIT	\$5,000,000								\$5,000,000
MEDIUM TERM CORPORATE NOTES		\$15,000,000	\$15,000,000	\$6,000,000	\$18,000,000	\$5,000,000	\$19,000,000	\$30,000,000	\$108,000,000
MONEY MARKET	\$18,000,000								\$18,000,000
STATE POOL	\$10,026,475								\$10,026,475
TIME DEPOSIT	\$1,600,000	\$2,800,000							\$4,400,000
TREASURY NOTE			\$5,000,000		\$40,000,000	\$35,000,000	\$5,000,000	\$5,000,000	\$90,000,000
Totals	\$39,626,475	\$22,540,000	\$45,000,000	\$6,000,000	\$131,000,000	\$132,300,000	\$64,000,000	\$50,000,000	\$490,466,475
% of Portfolio	8.08%	4.60%	9.17%	1.22%	26.71%	26.97%	13.05%	10.19%	100.00%

Maturity Distribution
September 30, 2018



Agency Note	Issuer	CUSIP	Coupon Rate	Yield Matur	Purchase Date	Maturity Date	Ending Par Val/Shares	Amor Value On 09/30/18	Ending Market Val	Ending Unit Price
Agency Note	FED FARM CREDIT BANK	3133EFWB9	2.552	1.9603	01/22/16	01/22/21	5,000,000.00	5,000,000.00	5,036,700.00	1.007340
Agency Note	FED FARM CREDIT BANK	3133EGLH6	1.420	1.4200	07/12/16	01/12/21	10,000,000.00	10,000,000.00	9,684,100.00	0.968410
Agency Note	FED FARM CREDIT BANK	3133EGLG8	1.370	1.3823	07/13/16	10/13/20	10,000,000.00	9,996,988.44	9,710,200.00	0.971020
Agency Note	FED FARM CREDIT BANK	3133EHKW2	2.000	2.0000	05/25/17	02/25/22	5,000,000.00	5,000,000.00	4,827,700.00	0.965540
Agency Note	FED FARM CREDIT BANK	3133EG2A2	1.390	1.4033	06/20/17	12/27/18	2,000,000.00	1,999,868.03	1,995,040.00	0.997520
Agency Note	FED HOME LOAN BANK	3130A7CL7	1.690	1.7215	03/04/16	02/26/21	600,000.00	599,538.88	583,422.00	0.972370
Agency Note	FED HOME LOAN BANK	3130A7QK4	1.700	1.7000	04/26/16	04/26/21	10,000,000.00	10,000,000.00	9,707,500.00	0.970750
Agency Note	FED HOME LOAN BANK	3130A86L2	1.200	1.2000	06/10/16	03/01/19	4,740,000.00	4,740,000.00	4,717,674.60	0.995290
Agency Note	FED HOME LOAN BANK	3130A9F89	1.625	1.6250	09/30/16	09/30/21	10,000,000.00	10,000,000.00	9,637,000.00	0.963700
Agency Note	FED HOME LOAN BANK	313376BR5	1.750	1.3150	06/20/17	12/14/18	3,000,000.00	3,006,482.03	2,997,090.00	0.999030
Agency Note	FED HOME LOAN BANK	3130ACF66	2.150	2.1394	09/26/17	09/26/22	6,000,000.00	6,002,425.26	5,777,940.00	0.962990
Agency Note	FED HOME LOAN BANK	3134GBH21	1.700	1.7120	09/29/17	09/29/20	3,000,000.00	2,999,121.29	2,929,710.00	0.976570
Agency Note	FED HOME LOAN BANK	3130A3KM5	2.500	2.3160	12/27/17	12/09/22	5,000,000.00	5,039,091.39	4,904,900.00	0.980980
Agency Note	FED HOME LOAN BANK	3130ADMRO	2.250	2.2500	02/15/18	05/15/20	10,000,000.00	10,000,000.00	9,904,000.00	0.990400
Agency Note	FED HOME LOAN BANK	3130ACAT1	2.200	4.4065	02/27/18	09/13/22	4,000,000.00	3,994,701.18	3,996,760.00	0.999190
Agency Note	FED HOME LOAN MORT CORP	3134G9UM7	1.500	2.0881	06/30/16	06/30/21	10,000,000.00	10,000,000.00	9,681,600.00	0.968160
Agency Note	FED HOME LOAN MORT CORP	3134G9WV5	1.300	1.3000	07/07/16	01/07/20	15,000,000.00	15,000,000.00	14,729,400.00	0.981960
Agency Note	FED HOME LOAN MORT CORP	3134GAMB7	1.375	1.3750	10/06/16	07/06/20	10,000,000.00	10,000,000.00	9,753,900.00	0.975390
Agency Note	FED HOME LOAN MORT CORP	3134GBMX7	2.020	2.0200	05/24/17	11/24/21	10,000,000.00	10,000,000.00	9,667,100.00	0.966710
Agency Note	FED HOME LOAN MORT CORP	3134GBNJ7	2.125	2.1356	05/25/17	05/25/22	10,000,000.00	9,995,957.97	9,656,500.00	0.965650
Agency Note	FED HOME LOAN MORT CORP	3134G8Y29	1.375	3.4463	04/28/16	04/28/21	12,000,000.00	11,985,415.05	11,745,960.00	0.978830
Agency Note	FED HOME LOAN MORT CORP	3134G8L31	1.500	4.0041	02/26/16	02/26/21	5,000,000.00	4,999,365.22	4,938,100.00	0.987620
Agency Note	FED HOME LOAN MORT CORP	3134G9HW0	1.250	1.2500	05/26/16	11/26/19	10,000,000.00	10,000,000.00	9,833,300.00	0.983330
Agency Note	FED HOME LOAN MORT CORP	3134GBET5	1.800	2.1608	01/26/18	04/13/20	5,000,000.00	4,964,876.84	4,927,800.00	0.985560
Agency Note	FED HOME LOAN MORT CORP	3134GBX56	2.250	2.3100	01/30/18	11/24/20	10,000,000.00	9,985,498.13	9,873,800.00	0.987380
Agency Note	FED HOME LOAN MORT CORP	3134GSFC4	3.000	3.0000	02/28/18	02/24/23	5,000,000.00	5,000,000.00	4,933,800.00	0.986760
Agency Note	FED HOME LOAN MORT CORP	3134GSMZ5	3.000	3.0000	05/23/18	02/23/22	5,000,000.00	5,000,000.00	4,992,400.00	0.998480
Agency Note	FED HOME LOAN MORT CORP	3134GSLW3	3.050	3.3601	05/30/18	05/24/23	5,000,000.00	5,000,000.00	4,977,000.00	0.995400
Agency Note	FEDERAL NAT MORTGAGE ASSOC	3136G4DB6	1.250	1.2500	09/30/16	03/30/20	10,000,000.00	10,000,000.00	9,781,700.00	0.978170
Agency Note	FEDERAL NAT MORTGAGE ASSOC	3136G4DA8	1.200	1.2000	09/30/16	12/30/19	10,000,000.00	10,000,000.00	9,795,300.00	0.979530
Agency Note	FEDERAL NAT MORTGAGE ASSOC	3136G3DV4	1.750	2.6169	03/30/16	03/30/21	5,000,000.00	5,000,000.00	4,838,400.00	0.967680
Agency Note	FEDERAL NAT MORTGAGE ASSOC	3136G37H2	1.500	1.5000	09/30/16	03/30/21	4,700,000.00	4,700,000.00	4,547,485.00	0.967550
Agency Note	FEDERAL NAT MORTGAGE ASSOC	3135G0K93	1.250	1.2500	06/28/16	06/28/19	15,000,000.00	15,000,000.00	14,858,550.00	0.990570
Agency Note	FEDERAL NAT MORTGAGE ASSOC	3135G0K93	1.250	1.2500	06/28/16	06/28/19	10,000,000.00	10,000,000.00	9,905,700.00	0.990570
Total Count 34			1.705	1.9226			255,040,000.00	255,009,329.71	249,847,531.60	0.979641

Certificate of Deposit	Issuer	CUSIP	Coupon Rate	Yield Matur	Purchase Date	Maturity Date	Ending Par Val/Shares	Amor Value On 09/30/18	Ending Market Val	Ending Unit Price
Certificate of Deposit	WELLS FARGO BANK	949763KU9	1.450	1.4500	10/13/17	11/13/18	5,000,000.00	5,000,000.00	4,995,025.00	0.999005
Total Count 1			1.450	1.4500			5,000,000.00	5,000,000.00	4,995,025.00	0.999005

Medium Term Corporate Note	Issuer	CUSIP	Coupon Rate	Yield Matur	Purchase Date	Maturity Date	Ending Par Val/Shares	Amor Value On 09/30/18	Ending Market Val	Ending Unit Price
Medium Term Corporate Note	BANK OF AMERICA	06051GFZ7	2.503	2.9110	01/29/18	10/21/22	5,000,000.00	4,914,549.00	4,787,800.00	0.957560
Medium Term Corporate Note	CATERPILLAR, INC.	14913QAA7	2.400	2.6510	01/29/18	06/06/22	5,000,000.00	4,952,671.76	4,846,350.00	0.969270
Medium Term Corporate Note	CREDIT SUISSE	22548QG74	2.250	2.5000	09/20/16	09/20/21	5,000,000.00	5,000,000.00	4,740,300.00	0.948060
Medium Term Corporate Note	GENERAL ELECTRIC CORP	36962G6S8	3.100	3.1193	01/29/18	01/09/23	5,000,000.00	4,995,976.89	4,896,600.00	0.979320
Medium Term Corporate Note	HSBC USA INC	40435FLJ4	2.250	2.6128	11/15/17	11/15/22	5,000,000.00	5,000,000.00	4,878,950.00	0.975790

Medium Term Corporate Note	HSBC USA INC	40435FWK9	3.000	3.4575	05/02/18	05/02/23	10,000,000.00	10,000,000.00	9,879,700.00	0.987970
Medium Term Corporate Note	IBM CREDIT CORP	44932HAC7	2.200	2.3040	09/15/17	09/08/22	6,000,000.00	5,976,283.71	5,741,040.00	0.956840
Medium Term Corporate Note	JP MORGAN CHASE	48127HAA7	2.200	2.1903	03/04/16	10/22/19	3,000,000.00	3,000,425.49	2,979,510.00	0.993170
Medium Term Corporate Note	MERCK & CO INC	58933YAS4	1.850	2.5572	06/01/18	02/10/20	5,000,000.00	4,948,286.44	4,931,450.00	0.986290
Medium Term Corporate Note	MOBIL CORPORATION	30231GAP7	1.708	2.3320	04/03/18	03/01/19	5,000,000.00	4,984,580.87	4,984,200.00	0.996840
Medium Term Corporate Note	ROYAL BANK OF CANADA	780082AA1	1.875	2.3000	01/16/18	02/05/20	10,000,000.00	9,937,682.21	9,846,000.00	0.984600
Medium Term Corporate Note	ROYAL BANK OF CANADA	78010USN8	2.150	1.9500	11/17/14	03/15/19	5,000,000.00	5,004,951.68	4,991,150.00	0.998230
Medium Term Corporate Note	ROYAL BANK OF CANADA	78010UWM5	2.898	1.9904	09/30/14	09/30/19	6,000,000.00	5,996,905.89	6,053,820.00	1.008970
Medium Term Corporate Note	ROYAL BANK OF CANADA	78010USN8	2.150	1.9500	11/21/14	03/15/19	5,000,000.00	5,004,851.68	4,991,150.00	0.998230
Medium Term Corporate Note	ROYAL BANK OF CANADA	78012KNL7	1.625	2.5606	03/19/18	04/15/19	5,000,000.00	4,954,101.85	4,972,900.00	0.994580
Medium Term Corporate Note	TOYOTA MOTOR CREDIT CORP	89236TDD4	2.000	1.5166	05/09/16	04/26/19	10,000,000.00	9,998,296.58	9,917,800.00	0.991780
Medium Term Corporate Note	TOYOTA MOTOR CREDIT CORP	89236TCQ6	2.800	3.1012	04/19/18	07/13/22	3,000,000.00	2,966,253.67	2,941,710.00	0.980570
Medium Term Corporate Note	U.S. BANCORP	91159HHP8	2.625	3.2771	05/24/18	01/24/22	5,000,000.00	4,893,015.79	4,888,050.00	0.977610
Medium Term Corporate Note	WELLS FARGO BANK	949746SK8	3.069	3.0299	01/30/18	01/24/23	5,000,000.00	5,008,156.35	4,880,100.00	0.976020
Total Count 19			2.341	2.5140			108,000,000.00	107,536,989.86	106,148,580.00	0.982857

Money Market	Issuer	CUSIP	Coupon Rate	Yield Matur	Purchase Date	Maturity Date	Ending Par Val/Shares	Amor Value On 09/30/18	Ending Market Val	Ending Unit Price
Money Market	FIDELITY INVESTMENTS		2.025	2.0252	12/10/90	Open	18,000,000.00	18,000,000.00	18,000,000.00	1.000000
Total Count 1			2.025	2.0252			18,000,000.00	18,000,000.00	18,000,000.00	1.000000

State Pool	Issuer	CUSIP	Coupon Rate	Yield Matur	Purchase Date	Maturity Date	Ending Par Val/Shares	Amor Value On 09/30/18	Ending Market Val	Ending Unit Price
State Pool	STATE OF CALIFORNIA		2.090	2.0900	01/01/88	Open	7,741,078.01	7,741,078.01	7,741,078.01	1.000000
State Pool	STATE OF CALIFORNIA		2.090	2.0900	11/30/01	Open	2,285,396.60	2,285,396.60	2,285,396.60	1.000000
Total Count 2			2.090	2.0900			10,026,474.61	10,026,474.61	10,026,474.61	1.000000

Time Deposit	Issuer	CUSIP	Coupon Rate	Yield Matur	Purchase Date	Maturity Date	Ending Par Val/Shares	Amor Value On 09/30/18	Ending Market Val	Ending Unit Price
Time Deposit	PREMIER VALLEY BANK		2.059	2.0587	03/29/18	03/28/19	1,400,000.00	1,400,000.00	1,400,000.00	1.000000
Time Deposit	PREMIER VALLEY BANK		1.518	1.5185	11/16/17	11/15/18	1,600,000.00	1,600,000.00	1,600,000.00	1.000000
Time Deposit	PREMIER VALLEY BANK		1.794	1.7939	01/18/18	01/17/19	1,400,000.00	1,400,000.00	1,400,000.00	1.000000
Total Count 3			1.778	1.7780			4,400,000.00	4,400,000.00	4,400,000.00	1.000000

Treasury Note	Issuer	CUSIP	Coupon Rate	Yield Matur	Purchase Date	Maturity Date	Ending Par Val/Shares	Amor Value On 09/30/18	Ending Market Val	Ending Unit Price
Treasury Note	U.S. TREASURY	912828NT3	2.625	2.0650	01/17/18	08/15/20	5,000,000.00	5,054,583.93	4,982,250.00	0.996450
Treasury Note	U.S. TREASURY	9128282V1	1.375	2.3636	02/28/18	09/15/20	10,000,000.00	9,807,980.42	9,726,600.00	0.972660
Treasury Note	U.S. TREASURY	912828Q29	1.500	2.8197	04/25/18	03/31/23	5,000,000.00	4,703,272.95	4,698,050.00	0.939610
Treasury Note	U.S. TREASURY	912828M98	1.625	2.1032	01/17/18	11/30/20	5,000,000.00	4,942,068.70	4,872,450.00	0.974490
Treasury Note	U.S. TREASURY	912828F96	2.000	2.7218	05/11/18	10/31/21	5,000,000.00	4,884,239.13	4,869,350.00	0.973870
Treasury Note	U.S. TREASURY	912828XH8	1.625	2.0917	01/18/18	06/30/20	5,000,000.00	4,954,529.04	4,899,600.00	0.979920
Treasury Note	U.S. TREASURY	912828WY2	2.250	2.4265	04/02/18	07/31/21	5,000,000.00	4,974,619.22	4,914,050.00	0.982810
Treasury Note	U.S. TREASURY	9128284P2	2.625	2.6041	05/25/18	05/15/21	5,000,000.00	5,006,516.58	4,968,550.00	0.993710
Treasury Note	U.S. TREASURY	912828N48	1.750	2.0091	12/26/17	12/31/20	5,000,000.00	4,968,570.33	4,881,250.00	0.976250
Treasury Note	U.S. TREASURY	912828RC6	2.125	2.4645	04/02/18	08/15/21	5,000,000.00	4,951,194.30	4,896,100.00	0.979220
Treasury Note	U.S. TREASURY	912828N48	1.750	2.2646	01/30/18	12/31/20	10,000,000.00	9,875,617.04	9,762,500.00	0.976250
Treasury Note	U.S. TREASURY	912828C65	1.625	1.3304	03/20/17	03/31/19	5,000,000.00	5,014,583.91	4,980,300.00	0.996060
Treasury Note	U.S. TREASURY	912828VA5	1.125	2.2700	03/05/18	04/30/20	10,000,000.00	9,777,344.65	9,745,300.00	0.974530
Treasury Note	U.S. TREASURY	912828XU9	1.500	2.2866	03/15/18	06/15/20	10,000,000.00	9,847,067.88	9,785,900.00	0.978590
Total Count 14			1.740	2.2756			90,000,000.00	88,762,188.08	87,982,250.00	0.977581

Investment Total			1.869	2.1177			490,466,474.61	488,734,982.26	481,399,861.21	0.981514
-------------------------	--	--	--------------	---------------	--	--	-----------------------	-----------------------	-----------------------	-----------------