

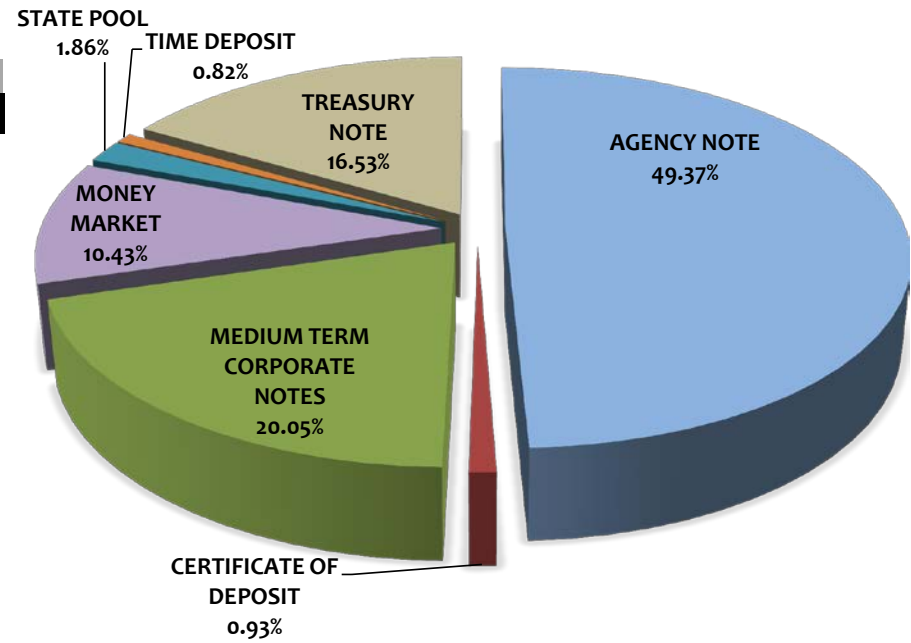


ASSET ALLOCATION

Assets	Current Par Value	Current Book Value	Market Value	Mkt/Book	Yield to Maturity
AGENCY NOTE	265,040,000	265,025,856	260,344,578	98.23%	1.85%
CERTIFICATE OF DEPOSIT	5,000,000	5,000,000	4,988,080	99.76%	1.45%
MEDIUM TERM CORPORATE NOTES	108,000,000	107,651,906	106,389,160	98.83%	2.43%
MONEY MARKET	56,000,000	56,000,000	56,000,000	100.00%	1.70%
STATE POOL	9,979,121	9,979,121	9,979,121	100.00%	1.80%
TIME DEPOSIT	4,400,000	4,400,000	4,400,000	100.00%	1.78%
TREASURY NOTE	90,000,000	88,753,126	88,407,500	99.61%	2.28%
Totals	538,419,121	536,810,009	530,508,440	98.83%	2.02%

Portfolio Breakdown & Statistics

	May 31, 2018	May 31, 2017
AMORTIZED COST	536,810,009	440,989,231
AVERAGE DAYS TO MATURITY	784	668
CURRENT MONTH RETURN ON INVEST	1.89%	1.21%
EARNED INTEREST-CURR MONTH	824,803	420,968
EARNED INTEREST	6,267,061	4,962,028



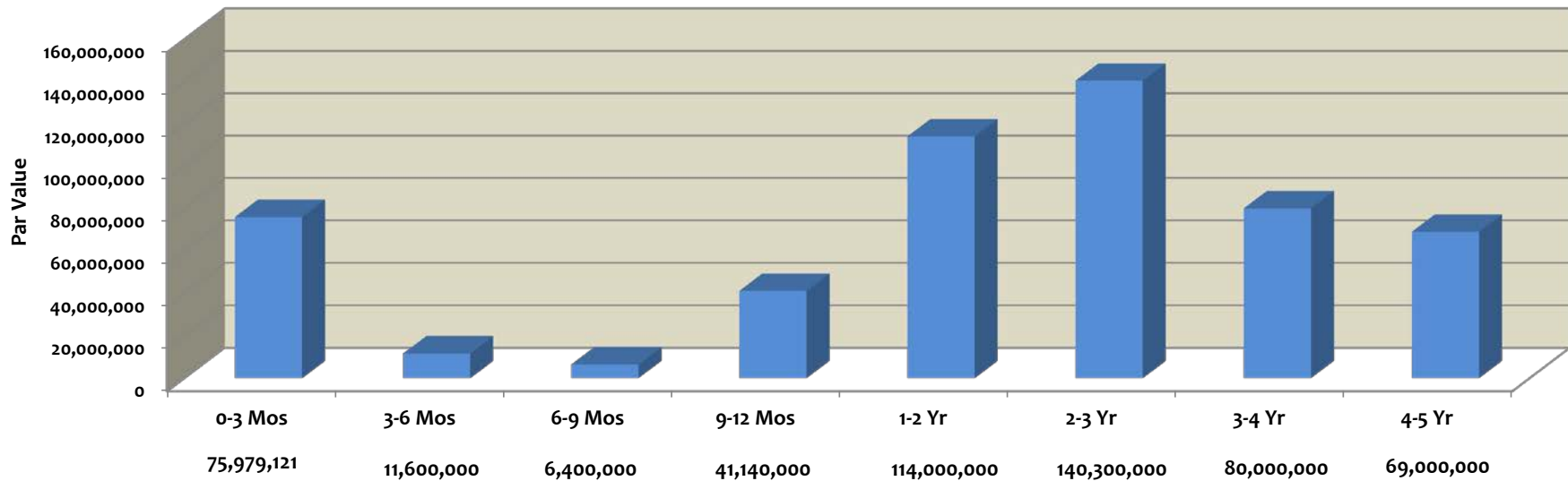
Pooled Portfolio Composition by Book Value




MATURITY DISTRIBUTION

Current Par Value	0-3 Mos	3-6 Mos	6-9 Mos	9-12 Mos	1-2 Yr	2-3 Yr	3-4 Yr	4-5 Yr	Totals
AGENCY NOTE	10,000,000		5,000,000	4,740,000	85,000,000	85,300,000	50,000,000	25,000,000	265,040,000
CERTIFICATE OF DEPOSIT		5,000,000							5,000,000
MEDIUM TERM CORPORATE NOTES		5,000,000		30,000,000	19,000,000		15,000,000	39,000,000	108,000,000
MONEY MARKET	56,000,000								56,000,000
STATE POOL	9,979,121								9,979,121
TIME DEPOSIT		1,600,000	1,400,000	1,400,000					4,400,000
TREASURY NOTE				5,000,000	10,000,000	55,000,000	15,000,000	5,000,000	90,000,000
Totals	75,979,121	11,600,000	6,400,000	41,140,000	114,000,000	140,300,000	80,000,000	69,000,000	538,419,121
% of Portfolio	14.11%	2.15%	1.19%	7.64%	21.17%	26.06%	14.86%	12.82%	100.00%

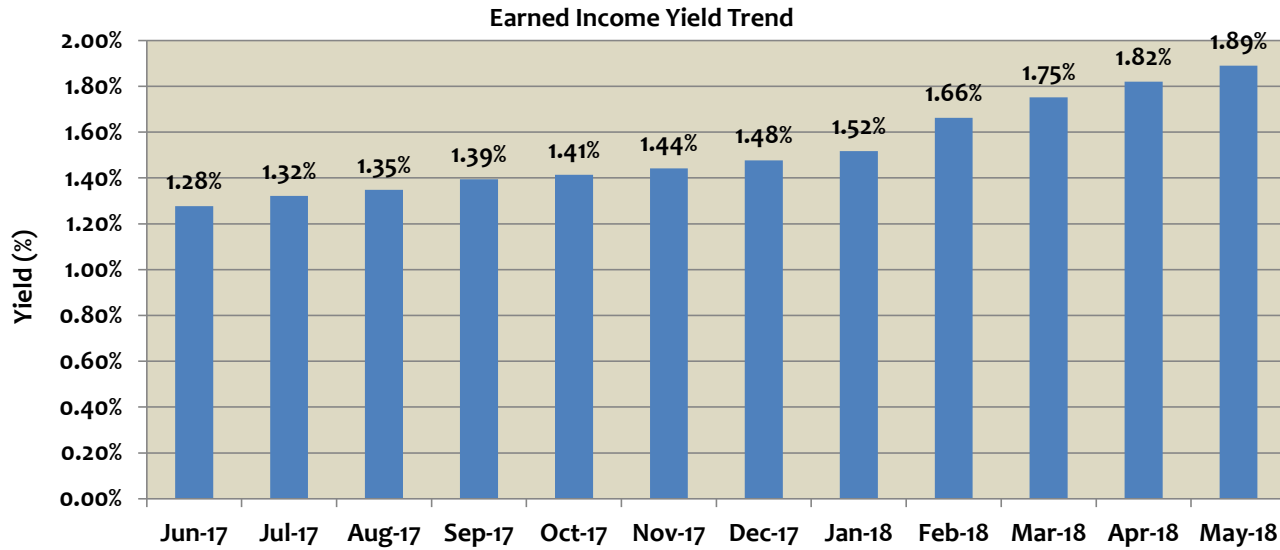
Maturity Distribution
May 31, 2018





PORTFOLIO - EARNED INCOME YIELD

Month	Earned Income Yield
Jun-17	1.28%
Jul-17	1.32%
Aug-17	1.35%
Sep-17	1.39%
Oct-17	1.41%
Nov-17	1.44%
Dec-17	1.48%
Jan-18	1.52%
Feb-18	1.66%
Mar-18	1.75%
Apr-18	1.82%
May-18	1.89%



In accordance with State Law, the Finance Director certifies that the securities held in the City Investment Portfolio, comply with City policies. The Finance Director further certifies that the City has Operating Funds available to meet its expenditure requirements for the next six months.

Amortized Cost - the total amount at which investments are carried on the City books. This amount includes the amortization and accretion of premiums and discounts, respectively.

Market Value - the total amount at which investments are being sold in the market. Market prices are provided by the Bank of New York.

Maturity Value - (also referred to as "par value") the total amount of the face or stated value of the investments at maturity.

Average Days to Maturity - the average time in days left in the maturity of the investments.

Monthly Yield - the rate of return on investments as expressed in a percentage.

Earned Interest - the amount of income realized by all investments.

Agency Note	Issuer	CUSIP	Coupon Rate	Yield Matur	Purchase Date	Maturity Date	Ending Par Val/Shares	Amor Value On 05/31/18	Ending Market Val	Ending Unit Price
Agency Note	FED FARM CREDIT BANK	3133EFWB9	2.293	1.4030	01/22/16	01/22/21	5,000,000.00	5,000,000.00	5,042,100.00	1.008420
Agency Note	FED FARM CREDIT BANK	3133EGLH6	1.420	1.4200	07/12/16	01/12/21	10,000,000.00	10,000,000.00	9,692,200.00	0.969220
Agency Note	FED FARM CREDIT BANK	3133EGLG8	1.370	1.3823	07/13/16	10/13/20	10,000,000.00	9,996,988.44	9,732,500.00	0.973250
Agency Note	FED FARM CREDIT BANK	3133EHKW2	2.000	2.0000	05/25/17	02/25/22	5,000,000.00	5,000,000.00	4,860,050.00	0.972010
Agency Note	FED FARM CREDIT BANK	3133EG2A2	1.390	1.4033	06/20/17	12/27/18	2,000,000.00	1,999,736.99	1,990,920.00	0.995460
Agency Note	FED FARM CREDIT BANK	3133EGDC6	1.040	1.0400	06/01/16	06/01/18	10,000,000.00	10,000,000.00	10,000,000.00	1.000000
Agency Note	FED HOME LOAN BANK	3130A7CL7	1.690	1.7215	03/04/16	02/26/21	600,000.00	599,449.00	584,640.00	0.974400
Agency Note	FED HOME LOAN BANK	3130A7QK4	1.700	1.7000	04/26/16	04/26/21	10,000,000.00	10,000,000.00	9,742,000.00	0.974200
Agency Note	FED HOME LOAN BANK	3130A86L2	1.200	1.2000	06/10/16	03/01/19	4,740,000.00	4,740,000.00	4,703,786.40	0.992360
Agency Note	FED HOME LOAN BANK	3130A9F89	1.625	1.6250	09/30/16	09/30/21	10,000,000.00	10,000,000.00	9,621,800.00	0.962180
Agency Note	FED HOME LOAN BANK	313376BR5	1.750	1.3150	06/20/17	12/14/18	3,000,000.00	3,013,796.72	2,993,640.00	0.997880
Agency Note	FED HOME LOAN BANK	3130ACF66	2.150	2.1394	09/26/17	09/26/22	6,000,000.00	6,002,714.16	5,824,500.00	0.970750
Agency Note	FED HOME LOAN BANK	3134GBH21	1.700	1.7120	09/29/17	09/29/20	3,000,000.00	2,999,121.29	2,939,040.00	0.979680
Agency Note	FED HOME LOAN BANK	3130A3KM5	2.500	2.3160	12/27/17	12/09/22	5,000,000.00	5,049,000.00	4,954,600.00	0.990920
Agency Note	FED HOME LOAN BANK	3130ADMR0	2.250	2.2500	02/15/18	05/15/20	10,000,000.00	10,000,000.00	9,955,200.00	0.995520
Agency Note	FED HOME LOAN BANK	3130ACAT1	1.700	3.9286	02/27/18	09/13/22	4,000,000.00	3,994,060.63	3,995,960.00	0.998990
Agency Note	FED HOME LOAN MORT CORP	3134G9WV5	1.300	1.3000	07/07/16	01/07/20	15,000,000.00	15,000,000.00	14,688,600.00	0.979240
Agency Note	FED HOME LOAN MORT CORP	3134G8Y29	1.375	3.4463	04/28/16	04/28/21	12,000,000.00	11,985,415.05	11,757,840.00	0.979820
Agency Note	FED HOME LOAN MORT CORP	3134GAMB7	1.375	1.3750	10/06/16	07/06/20	10,000,000.00	10,000,000.00	9,768,800.00	0.976880
Agency Note	FED HOME LOAN MORT CORP	3134GBMX7	2.020	2.0200	05/24/17	11/24/21	10,000,000.00	10,000,000.00	9,691,700.00	0.969170
Agency Note	FED HOME LOAN MORT CORP	3134GBNJ7	2.125	2.1356	05/25/17	05/25/22	10,000,000.00	9,995,957.97	9,725,900.00	0.972590
Agency Note	FED HOME LOAN MORT CORP	3134G8L31	1.250	2.9824	02/26/16	02/26/21	5,000,000.00	4,999,240.63	4,936,350.00	0.987270
Agency Note	FED HOME LOAN MORT CORP	3134G9HW0	1.250	1.2500	05/26/16	11/26/19	10,000,000.00	10,000,000.00	9,835,100.00	0.983510
Agency Note	FED HOME LOAN MORT CORP	3134GBET5	1.800	2.1608	01/26/18	04/13/20	5,000,000.00	4,964,876.84	4,935,300.00	0.987060
Agency Note	FED HOME LOAN MORT CORP	3134GBX56	2.250	2.3100	01/30/18	11/24/20	10,000,000.00	9,985,498.13	9,925,900.00	0.992590
Agency Note	FED HOME LOAN MORT CORP	3134G9UM7	1.500	2.0881	06/30/16	06/30/21	10,000,000.00	10,000,000.00	9,718,500.00	0.971850
Agency Note	FED HOME LOAN MORT CORP	3134GSFC4	3.000	3.0000	02/28/18	02/24/23	5,000,000.00	5,000,000.00	4,987,400.00	0.997480
Agency Note	FED HOME LOAN MORT CORP	3134GSMZ5	3.000	3.0000	05/23/18	02/23/22	5,000,000.00	5,000,000.00	4,999,000.00	0.999800
Agency Note	FED HOME LOAN MORT CORP	3134GSLW3	3.050	3.3601	05/30/18	05/24/23	5,000,000.00	5,000,000.00	5,001,450.00	1.000290
Agency Note	FEDERAL NAT MORTGAGE ASSOC	3136G4DA8	1.200	1.2000	09/30/16	12/30/19	10,000,000.00	10,000,000.00	9,819,400.00	0.981940
Agency Note	FEDERAL NAT MORTGAGE ASSOC	3136G3DV4	1.750	2.6169	03/30/16	03/30/21	5,000,000.00	5,000,000.00	4,857,700.00	0.971540
Agency Note	FEDERAL NAT MORTGAGE ASSOC	3135G0K93	1.250	1.2500	06/28/16	06/28/19	15,000,000.00	15,000,000.00	14,823,600.00	0.988240
Agency Note	FEDERAL NAT MORTGAGE ASSOC	3136G37H2	1.500	1.5000	09/30/16	03/30/21	4,700,000.00	4,700,000.00	4,566,802.00	0.971660
Agency Note	FEDERAL NAT MORTGAGE ASSOC	3135G0K93	1.250	1.2500	06/28/16	06/28/19	10,000,000.00	10,000,000.00	9,882,400.00	0.988240
Agency Note	FEDERAL NAT MORTGAGE ASSOC	3136G4DB6	1.250	1.2500	09/30/16	03/30/20	10,000,000.00	10,000,000.00	9,789,900.00	0.978990
Total Count 35			1.663	1.8523			265,040,000.00	265,025,855.85	260,344,578.40	0.982284

Certificate of Deposit	Issuer	CUSIP	Coupon Rate	Yield Matur	Purchase Date	Maturity Date	Ending Par Val/Shares	Amor Value On 05/31/18	Ending Market Val	Ending Unit Price
Certificate of Deposit	WELLS FARGO BANK	949763KU9	1.450	1.4500	10/13/17	11/13/18	5,000,000.00	5,000,000.00	4,988,080.00	0.997616
Total Count 1			1.450	1.4500			5,000,000.00	5,000,000.00	4,988,080.00	0.997616

Medium Term Corporate Not	Issuer	CUSIP	Coupon Rate	Yield Matur	Purchase Date	Maturity Date	Ending Par Val/Shares	Amor Value On 05/31/18	Ending Market Val	Ending Unit Price
Medium Term Corporate Not	BANK OF AMERICA	06051GFZ7	2.503	2.9110	01/29/18	10/21/22	5,000,000.00	4,914,549.00	4,797,100.00	0.959420
Medium Term Corporate Not	CATERPILLAR, INC.	14913QAA7	2.400	2.6510	01/29/18	06/06/22	5,000,000.00	4,966,316.67	4,863,500.00	0.972700
Medium Term Corporate Not	CREDIT SUISSE	22548QG74	2.000	2.1946	09/20/16	09/20/21	5,000,000.00	5,000,000.00	4,759,800.00	0.951960
Medium Term Corporate Not	GENERAL ELECTRIC CORP	36962G6S8	3.100	3.1193	01/29/18	01/09/23	5,000,000.00	5,004,161.11	4,931,250.00	0.986250

Medium Term Corporate Not	HSBC USA INC	40435FLJ4	2.250	2.6128	11/15/17	11/15/22	5,000,000.00	5,000,000.00	4,916,600.00	0.983320
Medium Term Corporate Not	HSBC USA INC	40435FWK9	3.000	3.4575	05/02/18	05/02/23	10,000,000.00	10,000,000.00	10,000,000.00	1.000000
Medium Term Corporate Not	IBM CREDIT CORP	44932HAC7	2.200	2.3040	09/15/17	09/08/22	6,000,000.00	5,973,469.07	5,767,860.00	0.961310
Medium Term Corporate Not	JP MORGAN CHASE	48125LRF1	1.450	1.5460	06/29/17	09/21/18	5,000,000.00	4,997,618.47	4,986,850.00	0.997370
Medium Term Corporate Not	JP MORGAN CHASE	48127HAA7	2.200	2.1903	03/04/16	10/22/19	3,000,000.00	3,000,425.49	2,978,790.00	0.992930
Medium Term Corporate Not	MOBIL CORPORATION	30231GAP7	1.708	2.3320	04/03/18	03/01/19	5,000,000.00	4,979,591.11	4,976,000.00	0.995200
Medium Term Corporate Not	ROYAL BANK OF CANADA	780082AA1	1.875	2.3000	01/16/18	02/05/20	10,000,000.00	9,917,380.16	9,854,800.00	0.985480
Medium Term Corporate Not	ROYAL BANK OF CANADA	78010USN8	2.150	1.9500	11/21/14	03/15/19	5,000,000.00	5,009,755.54	4,982,250.00	0.996450
Medium Term Corporate Not	ROYAL BANK OF CANADA	78012KNL7	1.625	2.5606	03/19/18	04/15/19	5,000,000.00	4,954,101.85	4,955,600.00	0.991120
Medium Term Corporate Not	ROYAL BANK OF CANADA	78010USN8	2.150	1.9500	11/17/14	03/15/19	5,000,000.00	5,009,855.54	4,982,250.00	0.996450
Medium Term Corporate Not	ROYAL BANK OF CANADA	78010UWM5	2.195	1.5416	09/30/14	09/30/19	6,000,000.00	5,996,297.91	6,035,880.00	1.005980
Medium Term Corporate Not	TOYOTA MOTOR CREDIT CORP	89236TDD4	2.000	1.5166	05/09/16	04/26/19	10,000,000.00	9,998,296.58	9,838,000.00	0.983800
Medium Term Corporate Not	TOYOTA MOTOR CREDIT CORP	89236TCQ6	2.800	3.1012	04/19/18	07/13/22	3,000,000.00	2,986,730.00	2,961,030.00	0.987010
Medium Term Corporate Not	U.S. BANCORP	91159HHP8	2.625	3.2771	05/24/18	01/24/22	5,000,000.00	4,931,850.00	4,926,100.00	0.985220
Medium Term Corporate Not	WELLS FARGO BANK	949746SK8	3.069	3.0299	01/30/18	01/24/23	5,000,000.00	5,011,507.50	4,875,500.00	0.975100
Total Count 19			2.271	2.4278			108,000,000.00	107,651,906.00	106,389,160.00	0.985085

Money Market	Issuer	CUSIP	Coupon Rate	Yield Matur	Purchase Date	Maturity Date	Ending Par Val/Shares	Amor Value On 05/31/18	Ending Market Val	Ending Unit Price
Money Market	FIDELITY INVESTMENTS	62349865	1.696	1.6964	12/10/90	Open	56,000,000.00	56,000,000.00	56,000,000.00	1.000000
Total Count 1			1.696	1.6964			56,000,000.00	56,000,000.00	56,000,000.00	1.000000

State Pool	Issuer	CUSIP	Coupon Rate	Yield Matur	Purchase Date	Maturity Date	Ending Par Val/Shares	Amor Value On 05/31/18	Ending Market Val	Ending Unit Price
State Pool	STATE OF CALIFORNIA	98-10-320	1.800	1.8000	01/01/88	Open	7,704,518.01	7,704,518.01	7,704,518.01	1.000000
State Pool	STATE OF CALIFORNIA	40-10-003	1.800	1.8000	11/30/01	Open	2,274,603.43	2,274,603.43	2,274,603.43	1.000000
Total Count 2			1.800	1.8000			9,979,121.44	9,979,121.44	9,979,121.44	1.000000

Time Deposit	Issuer	CUSIP	Coupon Rate	Yield Matur	Purchase Date	Maturity Date	Ending Par Val/Shares	Amor Value On 05/31/18	Ending Market Val	Ending Unit Price
Time Deposit	PREMIER VALLEY BANK	102078300	1.518	1.5185	11/16/17	11/15/18	1,600,000.00	1,600,000.00	1,600,000.00	1.000000
Time Deposit	PREMIER VALLEY BANK	102121139	2.059	2.0587	03/29/18	03/28/19	1,400,000.00	1,400,000.00	1,400,000.00	1.000000
Time Deposit	PREMIER VALLEY BANK	102097505	1.794	1.7939	01/18/18	01/17/19	1,400,000.00	1,400,000.00	1,400,000.00	1.000000
Total Count 3			1.778	1.7780			4,400,000.00	4,400,000.00	4,400,000.00	1.000000

Treasury Note	Issuer	CUSIP	Coupon Rate	Yield Matur	Purchase Date	Maturity Date	Ending Par Val/Shares	Amor Value On 05/31/18	Ending Market Val	Ending Unit Price
Treasury Note	U.S. TREASURY	912828RC6	2.125	2.4645	04/02/18	08/15/21	5,000,000.00	4,958,813.88	4,931,650.00	0.986330
Treasury Note	U.S. TREASURY	912828NT3	2.625	2.0650	01/17/18	08/15/20	5,000,000.00	5,067,883.06	5,018,950.00	1.003790
Treasury Note	U.S. TREASURY	9128282V1	1.375	2.3636	02/28/18	09/15/20	10,000,000.00	9,761,369.05	9,759,800.00	0.975980
Treasury Note	U.S. TREASURY	912828Q29	1.500	2.8197	04/25/18	03/31/23	5,000,000.00	4,703,272.95	4,737,500.00	0.947500
Treasury Note	U.S. TREASURY	912828M98	1.625	2.1032	01/17/18	11/30/20	5,000,000.00	4,942,068.70	4,896,100.00	0.979220
Treasury Note	U.S. TREASURY	912828F96	2.000	2.7218	05/11/18	10/31/21	5,000,000.00	4,884,239.13	4,904,100.00	0.980820
Treasury Note	U.S. TREASURY	912828XH8	1.625	2.0917	01/18/18	06/30/20	5,000,000.00	4,948,571.31	4,918,950.00	0.983790
Treasury Note	U.S. TREASURY	912828C65	1.625	1.3304	03/20/17	03/31/19	5,000,000.00	5,014,583.91	4,974,600.00	0.994920
Treasury Note	U.S. TREASURY	9128284P2	2.625	2.6041	05/25/18	05/15/21	5,000,000.00	5,006,516.58	5,013,650.00	1.002730
Treasury Note	U.S. TREASURY	912828N48	1.750	2.2646	01/30/18	12/31/20	10,000,000.00	9,869,971.51	9,813,700.00	0.981370
Treasury Note	U.S. TREASURY	912828WY2	2.250	2.4265	04/02/18	07/31/21	5,000,000.00	4,990,807.18	4,952,350.00	0.990470
Treasury Note	U.S. TREASURY	912828N48	1.750	2.0091	12/26/17	12/31/20	5,000,000.00	4,962,470.69	4,906,850.00	0.981370
Treasury Note	U.S. TREASURY	912828VA5	1.125	2.2700	03/05/18	04/30/20	10,000,000.00	9,777,344.65	9,760,900.00	0.976090
Treasury Note	U.S. TREASURY	912828XU9	1.500	2.2866	03/15/18	06/15/20	10,000,000.00	9,865,212.91	9,818,400.00	0.981840
Total Count 14			1.740	2.2753			90,000,000.00	88,753,125.51	88,407,500.00	0.982306
			1.803	2.0160			538,419,121.44	536,810,008.80	530,508,439.84	0.985308