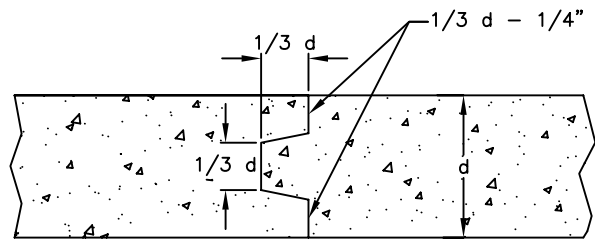
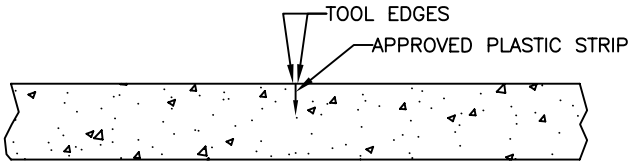


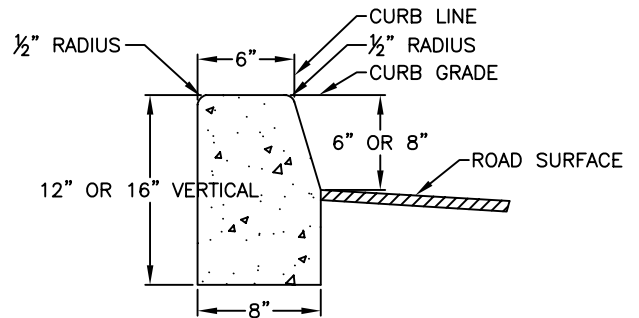
WEAKENED PLANE JOINT
DETAILS



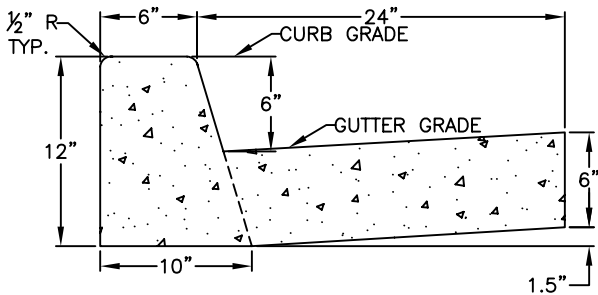
CONSTRUCTION JOINT DETAILS



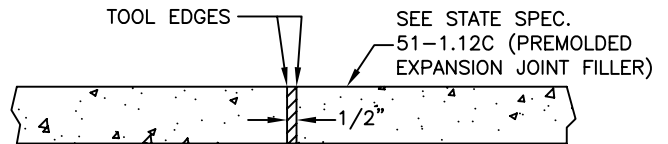
ALTERNATE DESIGN WEAKENED
PLANE JOINT



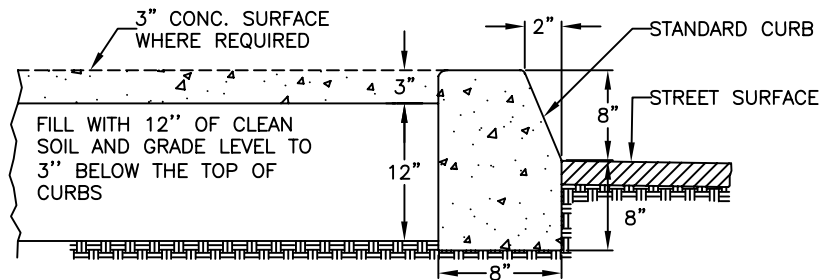
CROSS - SECTION OF CURB



CROSS - SECTION OF
MONOLITHIC CURB AND GUTTER



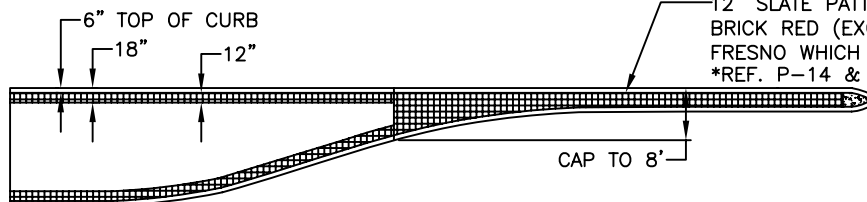
EXPANSION JOINT DETAIL



MEDIAN ISLAND CURB DETAIL

* FILL BEFORE PLACING BASE MATERIAL
OR COMPACTING IN THE TRAVELED WAY

MEDIAN ISLAND CAP AND 12" WIDE
MAINTENANCE BANDS SHALL BE 3"
THICK STAMPED COLORED CONCRETE,
12" SLATE PATTERNS, DAVIS COLOR
BRICK RED (EXCEPT FOR DOWNTOWN
FRESNO WHICH SHALL BE MESA BLUFF).
*REF. P-14 & P-15



MEDIAN ISLAND PLAN VIEW