

**CITY OF FRESNO  
 QUARTERLY INVESTMENT REPORT  
 MONTH ENDED APRIL 30, 2009**

**PORTFOLIO SUMMARY BY INVESTMENT TYPE**

Investments	Amortized Cost	Pct. Of Portfolio	Market Value	Par Value	Par Value + Accum. Future Earnings
Federal Agency Notes	160,005,262	59.44%	160,903,490	159,750,000	180,176,625
Local Agency Investment Fund*	40,000,000	14.86%	40,000,000	40,000,000	40,000,000
Time Deposits	10,000,000	3.71%	10,000,000	10,000,000	10,000,000
Treasury Bill	5,999,960	2.23%	6,000,000	6,000,000	6,000,000
Mutual Funds*	<u>53,200,000</u>	<u>19.76%</u>	<u>53,200,000</u>	<u>53,200,000</u>	<u>53,200,000</u>
Total Investments	\$269,205,222	100.00%	\$270,103,490	\$268,950,000	\$289,376,625

\*Future Earnings  
 Underterminable

**PORTFOLIO ANALYSIS**

Description	April 2008	April 2009	Change	Percentage Change
Amortized Cost of Investments	\$ 321,503,169	\$ 269,205,222	\$ (52,297,947)	-16.27%
Market Value of Investments	\$ 322,679,730	\$ 270,103,490	\$ (52,576,240)	-16.29%
Maturity Value of Investments	\$ 321,453,205	\$ 268,950,000	\$ (52,503,205)	-16.33%
Average Days to Maturity	957	821	(136)	-14.21%
Month To Date Return on Investment	4.14%	1.84%	-2.30%	-55.56%
Rolling 12-Month Return on Investment	4.94%	3.30%	-1.64%	-33.20%
Earned Interest: Current Month	\$ 1,116,790	\$ 451,620	\$ (665,170)	-59.56%
Earned Interest: Year To Date	\$ 12,974,591	\$ 7,875,960	\$ (5,098,631)	-39.30%
Number of Securities	19	21	2	10.53%

Interest rates dramatically decreased between April 2008 and April 2009, due to the state of the national economy. The yield earned on the portfolio followed this trend, and decreased as well. The yield earned was 1.84 percent for the month ended April 2009, while it was 4.14 percent for the month ended April 2008, a decrease of 2.30 percent. The interest earned year to date has decreased by \$5,098,631. The size of the Portfolio decreased by \$52,297,947, while the market value decreased by \$52,576,240. The difference of \$278,293 is a decrease in the market value of the Portfolio.

In accordance with State Law, the Interim Controller certifies that the securities held in the City Investment Portfolio comply with City policies. The Interim Controller further certifies that the City has funds available to meet its expenditure requirements for the next six months.

**Amortized Cost** - the total amount at which investments are carried on the City books. This amount includes the amortization and accretion of premiums and discounts, respectively.

**Market Value** - the total amount at which investments are being sold in the market. Market prices are provided by the Bank of New York.

**Par Value** - (also referred to as "par value") the total amount of the face or stated value of the investments at maturity.

**Par Value + Accumulated Future Earnings** - Par Value plus the future interest earnings on the investments if they were held to maturity.

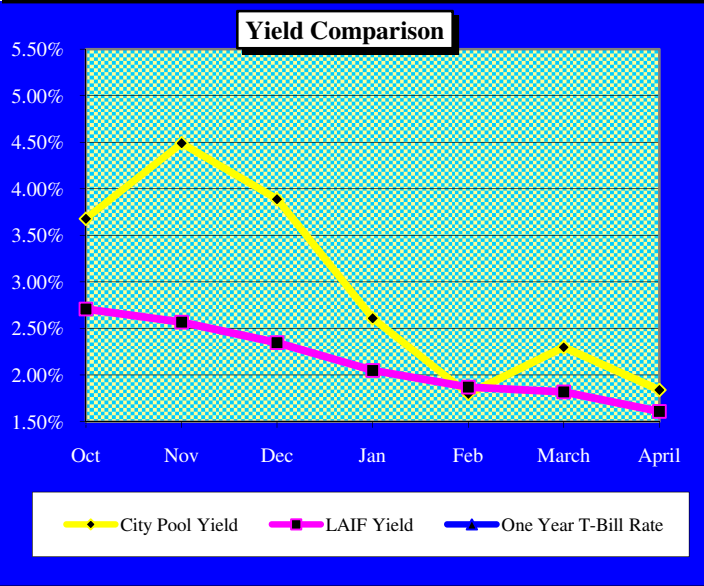
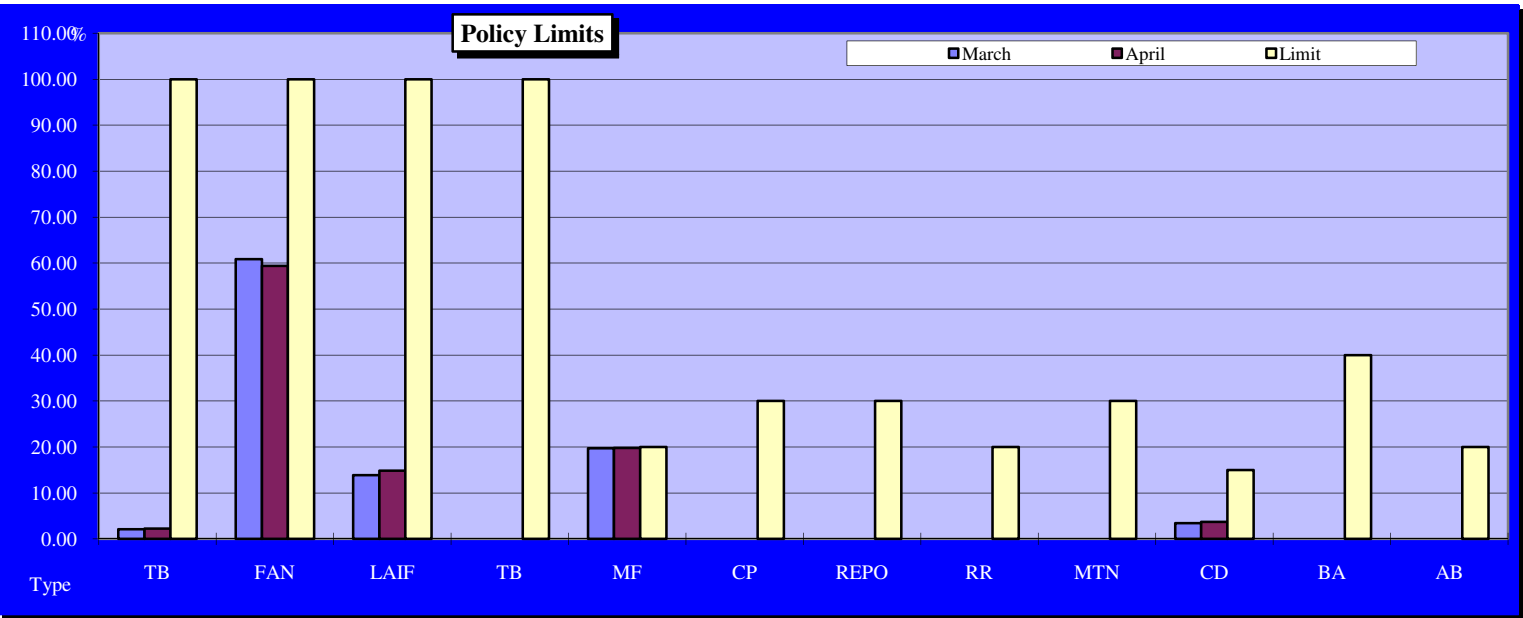
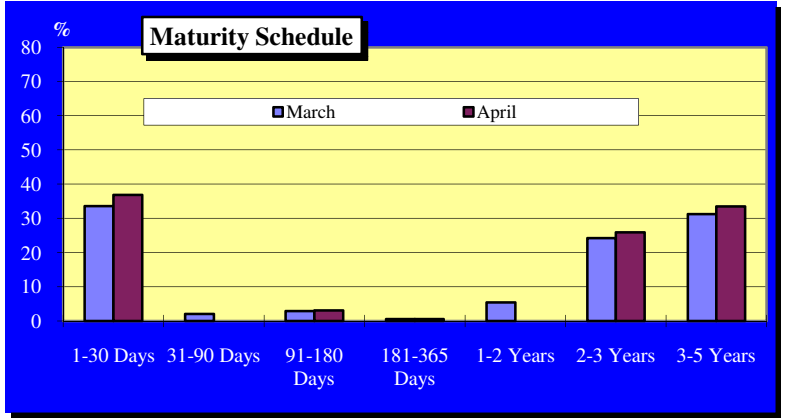
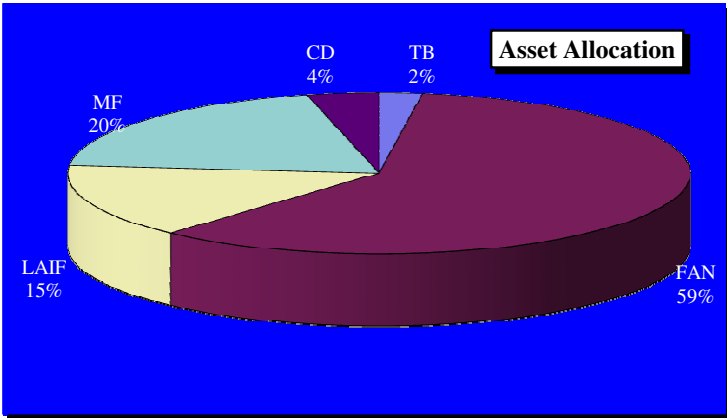
**Average Days to Maturity** - the average time in days left in the maturity of the investments.

**Monthly Yield** - the rate of return on investments as expressed in a percentage.

**Rolling 12-Month Return** - same Monthly yield, but for the past 12 months.

**Earned Interest** - the amount of income realized by all investments.

**CITY OF FRESNO  
FINANCE DIVISION  
PORTFOLIO STATUS REPORT  
AS OF APRIL 2009**



Key	Investments	Par Value	
		March	April
TN	Treasury Notes	\$6,000,000	\$6,000,000
FAN	Federal Agency Notes	\$175,421,000	\$159,750,000
LAIF	Local Agency Investment Fund	\$40,000,000	\$40,000,000
MF	Mutual Funds	\$56,800,000	\$53,200,000
CD	Collateralized Deposits	\$10,000,000	\$10,000,000
REPO	Repurchase Agreements	\$0	\$0
RR	Reverse Repurchase	\$0	\$0
MTN	Medium Term Notes	\$0	\$0
CP	Commerical Paper	\$0	\$0
BA	Bankers Acceptance Notes	\$0	\$0
AB	Asset-Backed Securities	\$0	\$0
TB	Treasury Bills	\$0	\$0
	<b>Total</b>	<b>\$288,221,000</b>	<b>\$268,950,000</b>