

FRESNO POLICE DEPARTMENT
DEMOGRAPHIC DATA COLLECTION



Year 2007

Jerry P. Dyer
Chief of Police

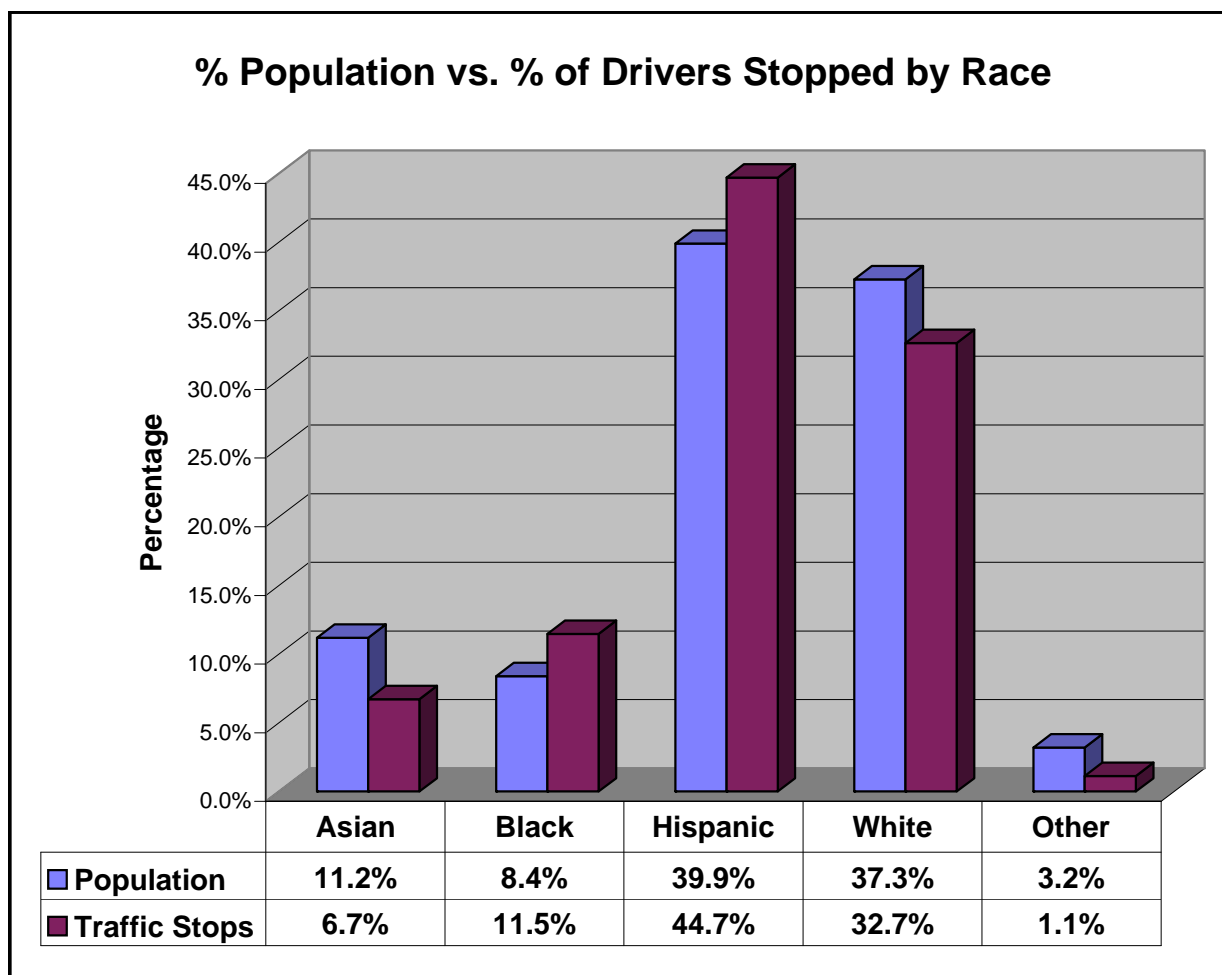
TABLE OF CONTENTS

	<u>Page Nbr.</u>
DATA ANALYSIS:	
Census 2000 Population of Fresno	3
Demographic Data	3
Traffic Stops by Race	4
Traffic Stops by Reason for Stop	5
Traffic Stops by Type of Action Taken	6
Traffic Stops Action Taken by Race	6-8
Traffic Stops With Reason for Vehicle Search by Race	9
Traffic Stops City-Wide by District/Race	10-12
Traffic Stops by Patrol Support Division	13
Traffic Stops by Day of the Week	13
Traffic Stops by Hour of the Day	14
Traffic Stops by Age and Race	14
Daily Crime Bulletin by Race	15
Biased Based Policing Citizen Complaints	16

DATA ANALYSIS:

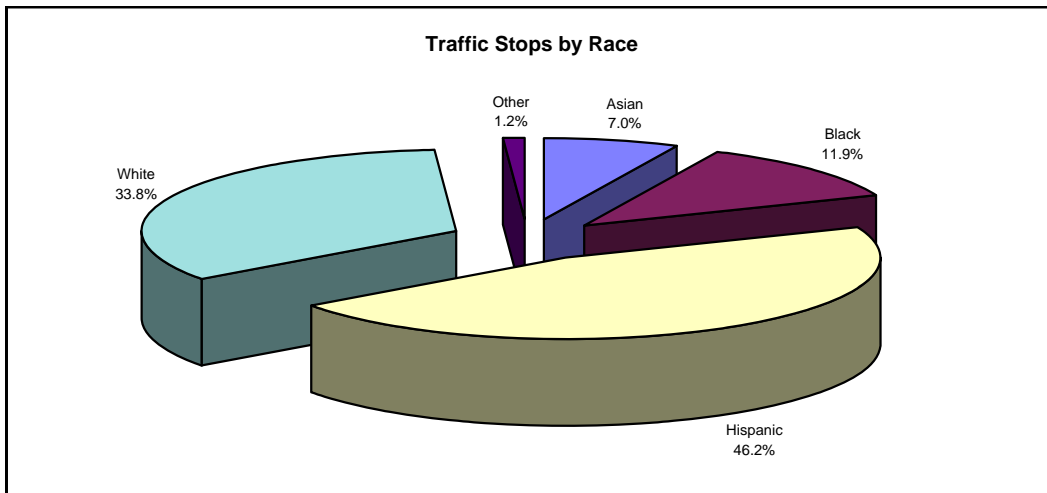
Census 2000 Population of Fresno
(Incorporated City)
Total Population – 427,652

Census 2000 Data	RACE				
	Asian	Black	Hispanic/Mexican	White	Multi-Racial
Population	48,028	35,763	170,520	159,473	13,868
Percent of Population	11.2%	8.4%	39.9%	37.3%	3.2%



TOTAL TRAFFIC STOPS YEAR 2007 – 86,866

TRAFFIC STOPS BY RACE

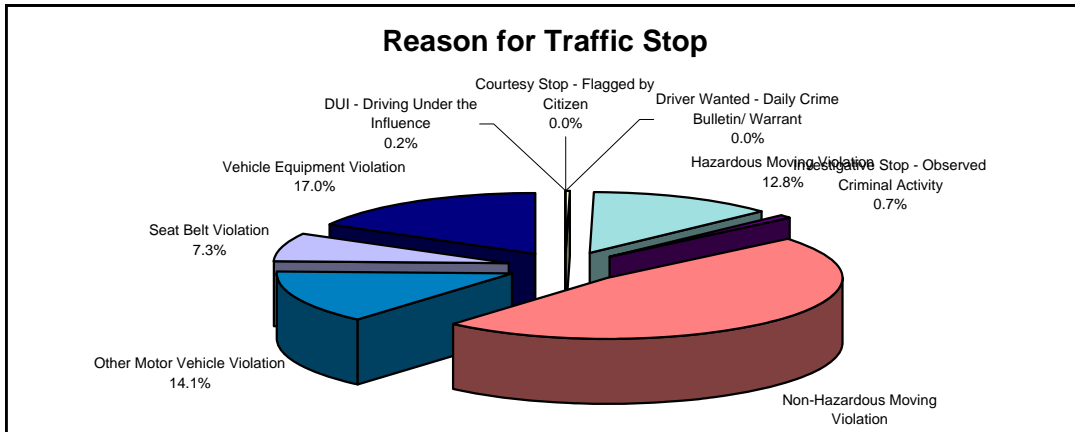


Order by Race:	Hispanic	-	46.2%
	White	-	33.8%
	Black	-	11.9%
	Asian	-	7.0%
	Other	-	1.2%

TRAFFIC STOPS BY REASON FOR STOP

Reason for Stop	Asian	Black	Hispanic	White	Other	TOTAL
Courtesy Stop - Flagged by Citizen	1	5	7	6		19
Driver Wanted - Daily Crime Bulletin/ Warrant	1	4	4	3	1	13
DUI - Driving Under the Influence	15	16	101	37	6	175
Hazardous Moving Violation	824	1356	4788	3360	407	10735
Investigative Stop - Observed Criminal Activity	58	108	305	144	12	627
Non-Hazardous Moving Violation	2875	4286	16625	15974	326	40086
Other Motor Vehicle Violation	535	1496	6765	3039	38	11873
Seat Belt Violation	398	620	2799	2337	13	6167
Vehicle Equipment Violation	1131	2078	7441	3474	176	14300

Of the 86,866 recorded traffic stops, 83,995 scantrons/electronic reports were received where both the reason for the stop and race indicator keys were properly marked.



TRAFFIC STOP BY TYPE OF ACTION TAKEN

Reason for Stop	Arrest	Citation Issued	Citizen Assistance/ Courtesy	Field Interrogation Card	Warning Given	TOTAL
Courtesy Stop - Flagged by Citizen		2	13		4	19
Driver Wanted - Daily Crime Bulletin/ Warrant	3	5			5	13
DUI - Driving Under the Influence	116	47	1		11	175
Hazardous Moving Violation	293	7656	8	10	2768	10735
Investigative Stop - Observed Criminal Activity	45	133	31	29	389	627
Non-Hazardous Moving Violation	142	35954	19	15	5860	41990
Other Motor Vehicle Violation	10	11854			363	12227
Seat Belt Violation	6	6429			40	6475
Vehicle Equipment Violation	115	10267	13	5	4205	14605

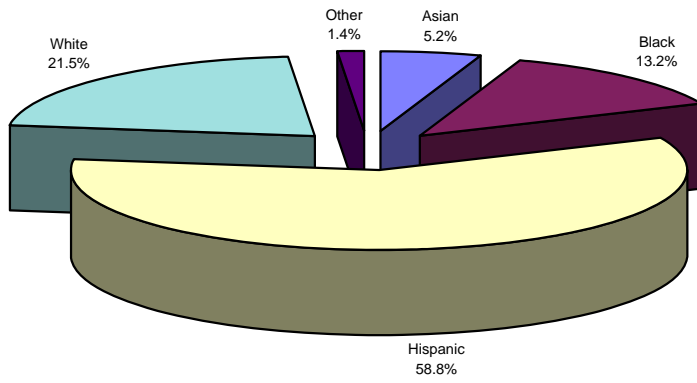
*Statistics reflect traffic stops initiated by District and Patrol Support Division personnel

ACTION TAKEN BY RACE

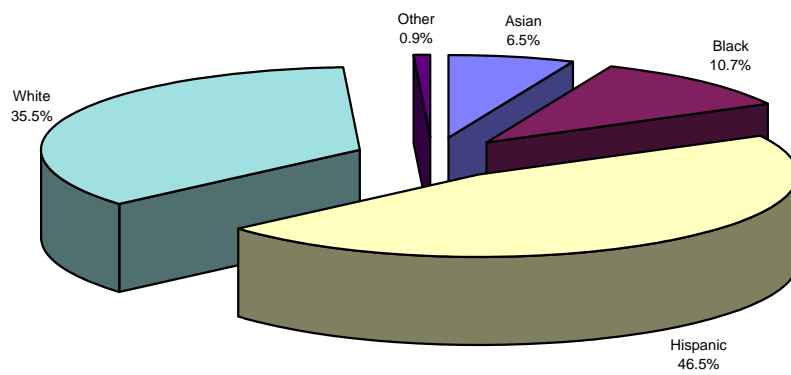
Description	Asian	Black	Hispanic	White	Other	TOTAL
Arrest	38	96	429	157	10	730
Citation Issued	4530	7408	32301	24644	593	69476
Citizen Assistance/ Courtesy	5	14	41	22	3	85
Field Interrogation Card	5	10	26	15	3	59
Warning Given	1260	2441	6038	3536	370	13645

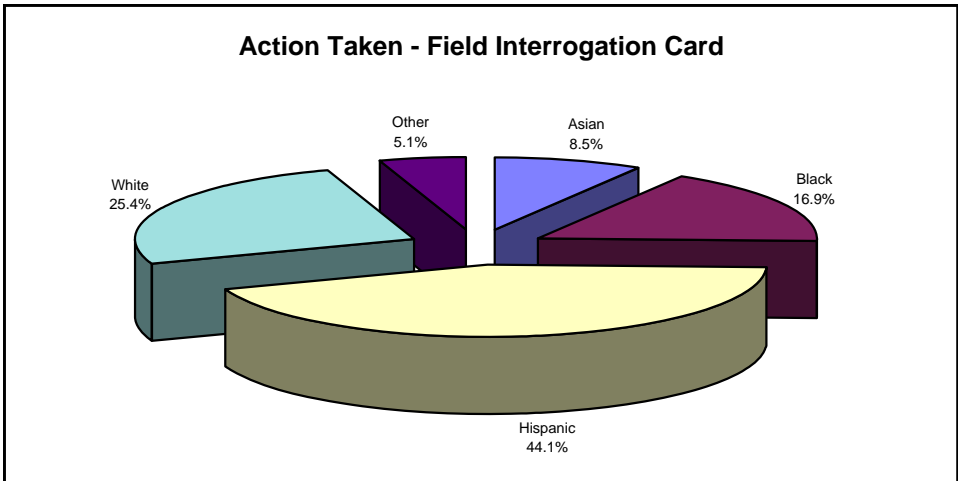
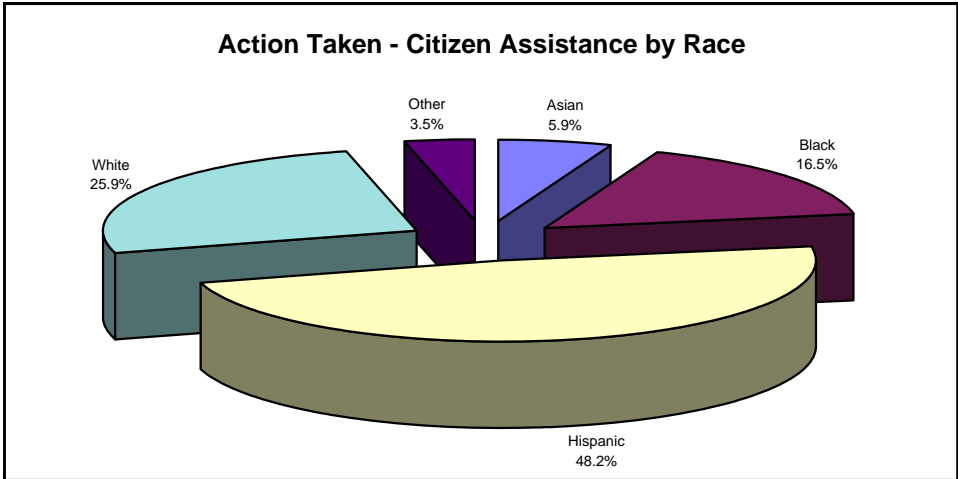
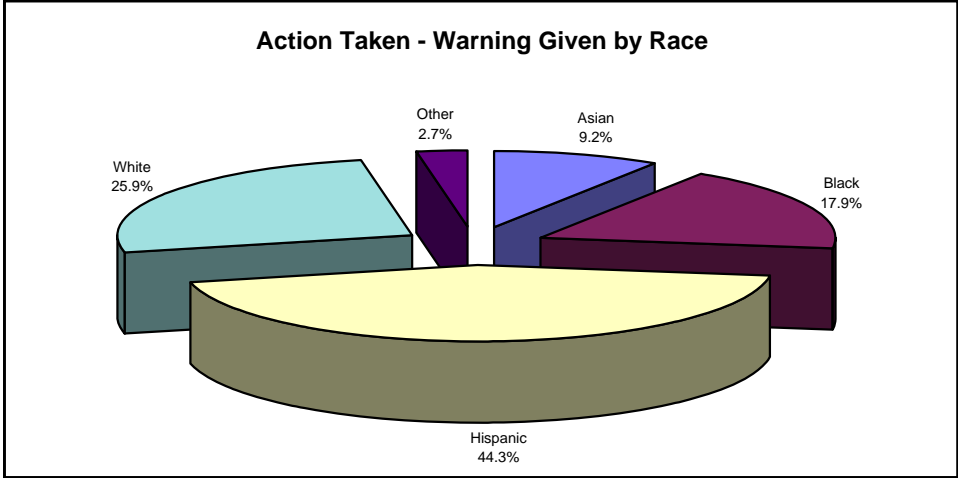
Of the 86,866 traffic stops, 83,995 scantrons/electronic reports were received where both the action taken and race indicator keys were properly marked.

Action Taken - Arrest by Race



Action Taken - Citation by Race

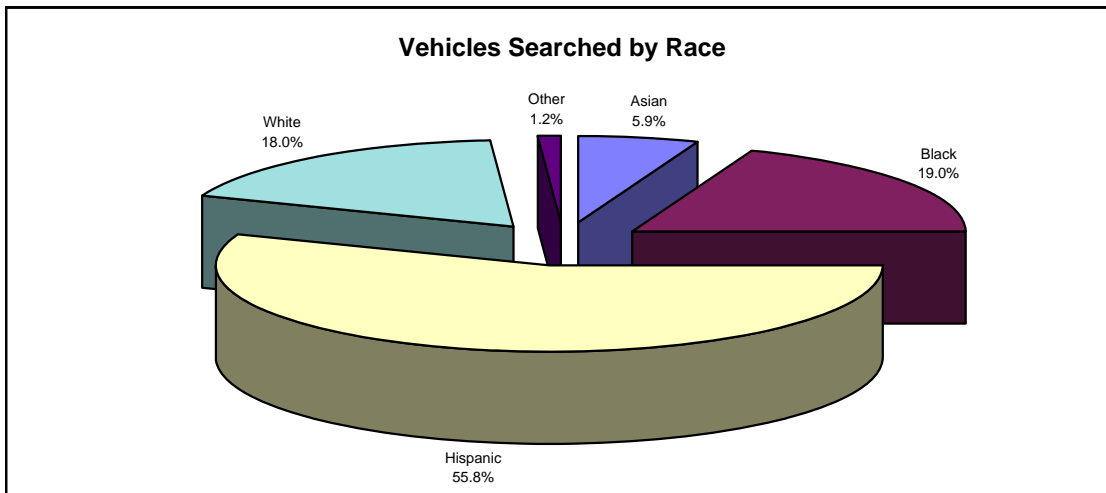




TRAFFIC STOPS WITH REASON FOR VEHICLE SEARCH BY RACE

Reason for Stop – Vehicle Searched	Asian	Black	Hispanic	White	Other	TOTAL
Courtesy Stop - Flagged by Citizen						0
Driver Wanted - Daily Crime Bulletin/ Warrant	1	1		2		4
DUI - Driving Under the Influence	11	10	66	27	6	120
Hazardous Moving Violation	70	215	891	256	18	1450
Investigative Stop - Observed Criminal Activity	13	34	82	28	1	158
Non-Hazardous Moving Violation	86	323	780	250	13	1452
Other Motor Vehicle Violation	3	20	42	19	1	85
Seat Belt Violation	1	3	10	7		21
Vehicle Equipment Violation	65	194	478	170	13	920

Of the 86,866 traffic stops, 4,210 scantrons/electronic reports were received indicating a vehicle was searched.



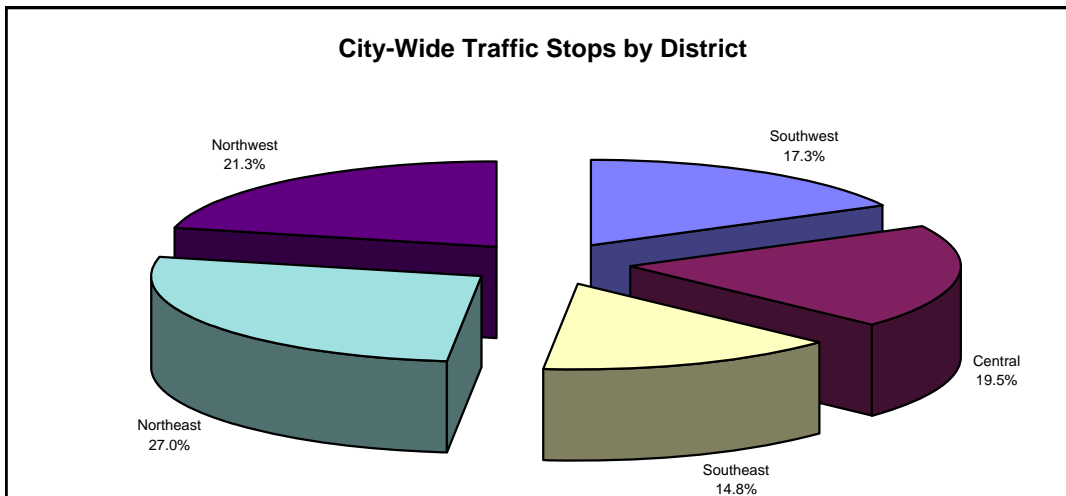
***4.8% of the 86,866 traffic stops resulted in a vehicle search**

Order by Race:	Hispanic	-	55.8%
	Black	-	19.0%
	White	-	18.0%
	Asian	-	5.9%
	Other	-	1.2%

CITY-WIDE TRAFFIC STOPS BY DISTRICT/RACE

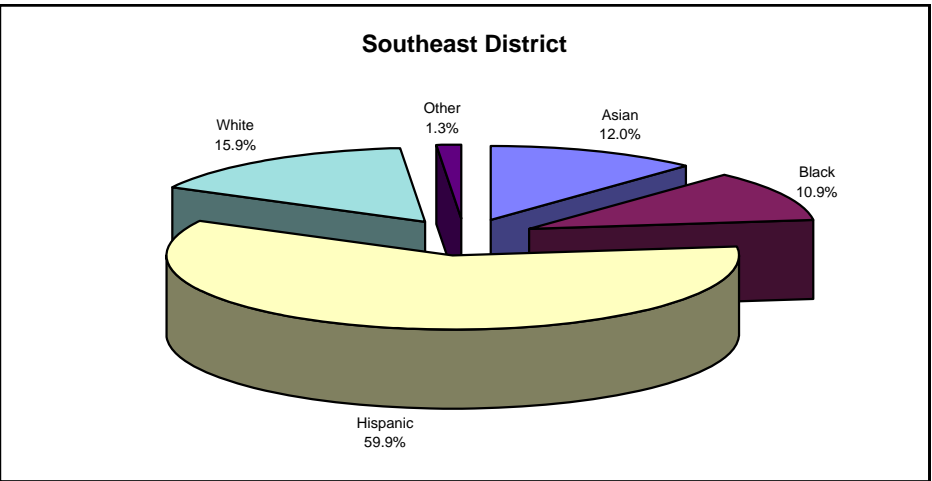
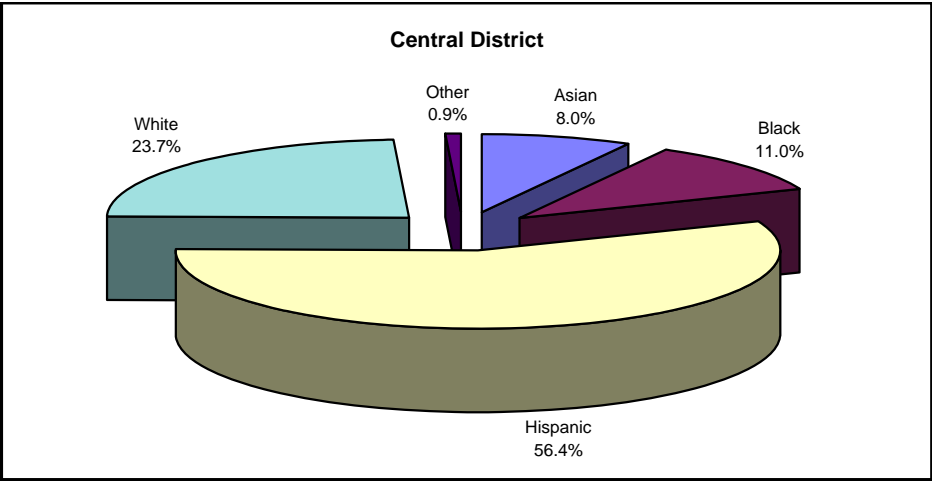
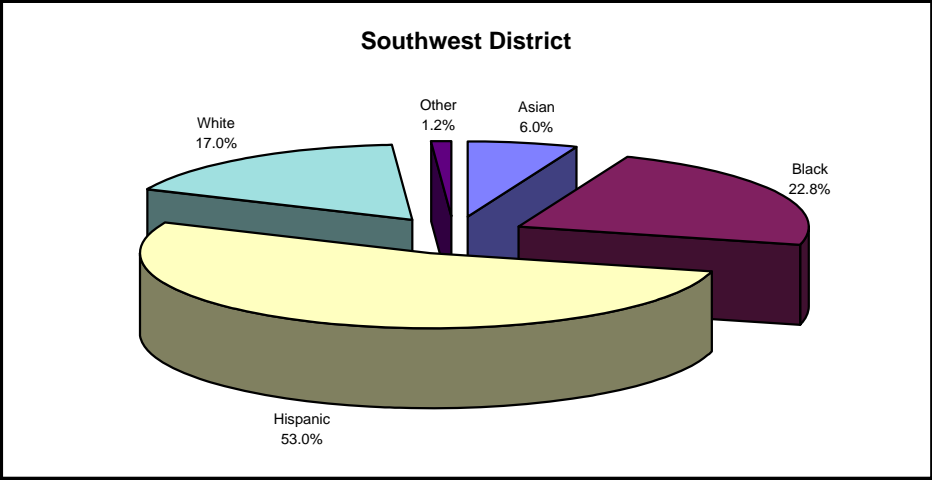
District	Asian	Black	Hispanic	White	Other	TOTAL
Southwest	697	2648	6167	1981	141	11634
Central	1048	1445	7399	3114	124	13130
Southeast	1198	1082	5960	1577	125	9942
Northeast	1174	1565	5919	9241	267	18166
Northwest	579	1666	5745	6064	263	14317

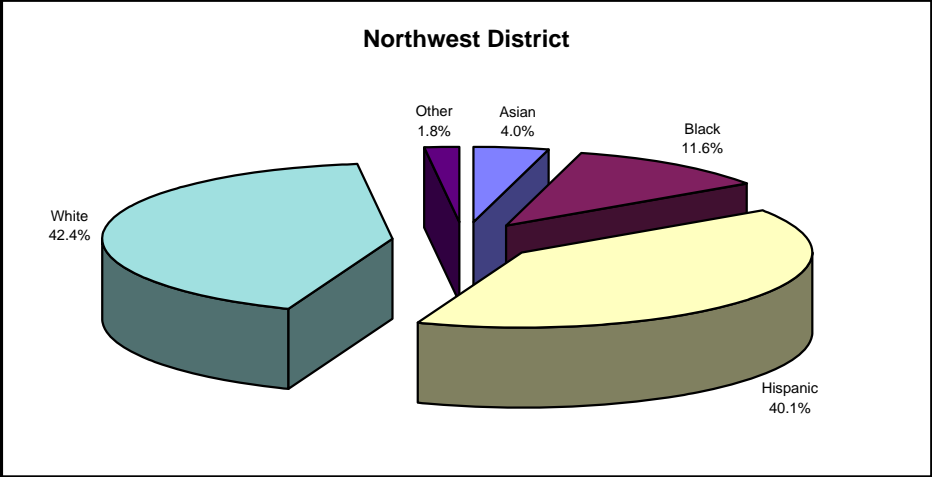
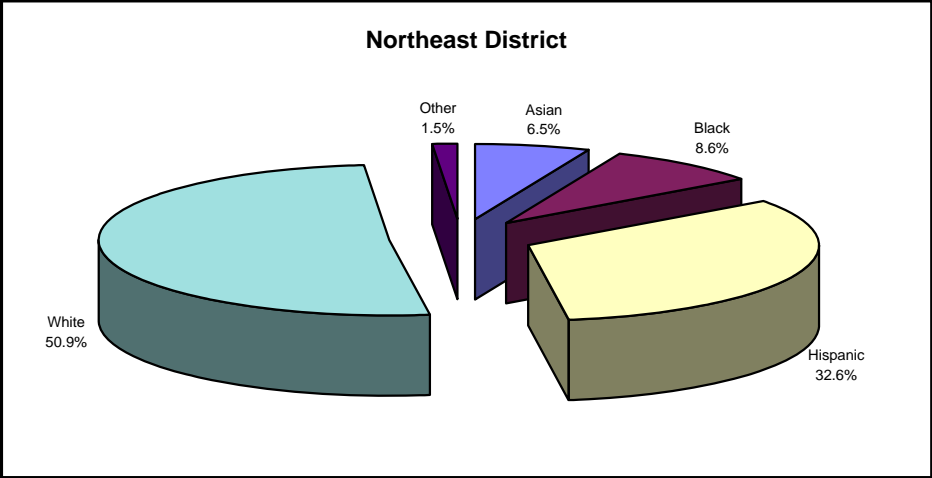
Of the 86,866 recorded traffic stops, there were only 67,189 where both the race indicator and district indicator keys were properly marked.



*Statistics reflect traffic stops initiated by both District and Patrol Support Division personnel

Order by District:	Northeast	-	27.0%
	Northwest	-	21.3%
	Central	-	19.5%
	Southwest	-	17.3%
	Southeast	-	14.8%



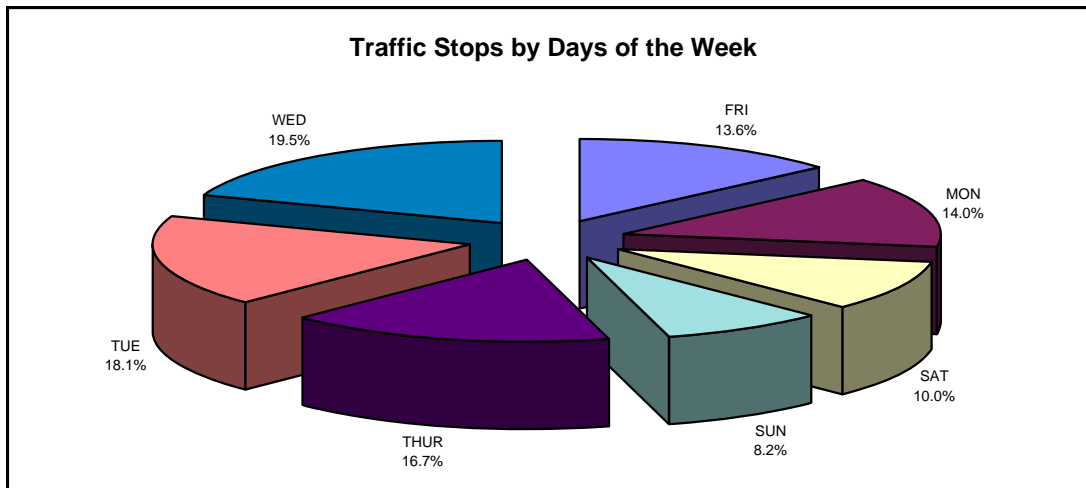


TRAFFIC STOPS BY PATROL SUPPORT DIVISION
Total 2911 Traffic Stops

District	Asian	Black	Hispanic	White	Other	TOTAL
Southwest	48	334	291	95	10	778
Central	68	107	486	116	8	785
Southeast	99	73	378	58	5	613
Northeast	16	47	104	125	5	297
Northwest	15	98	179	136	10	438

*Patrol Support Division consists of MAGEC, POP, Patrol TAC, Multi-Agency, K9, Juvenile TAC, and HEAT

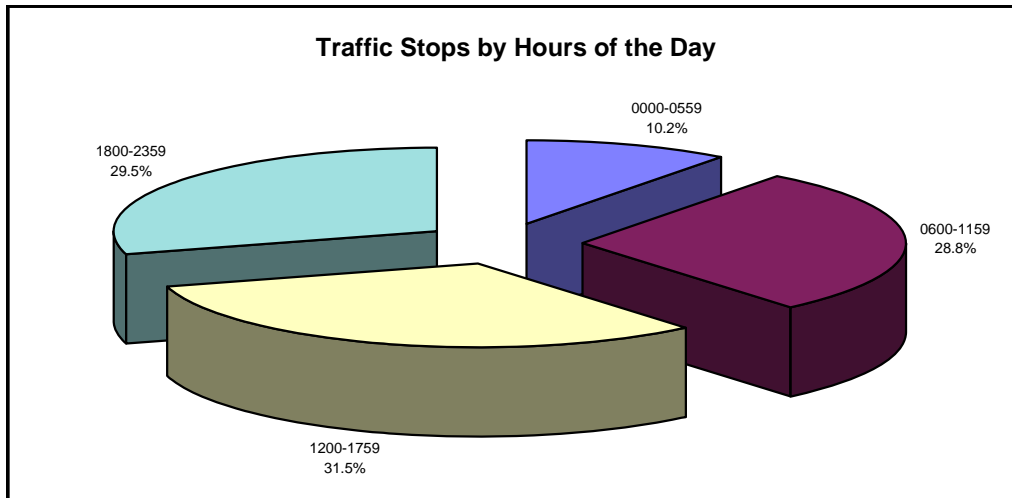
TRAFFIC STOPS BY DAYS OF THE WEEK CITY-WIDE



Order by Day of the Week:

Wednesday	-	19.5%
Tuesday	-	18.1%
Thursday	-	16.7%
Monday	-	14.0%
Friday	-	13.6%
Saturday	-	10.0%
Sunday	-	8.2%

TRAFFIC STOPS BY HOUR OF THE DAY CITY-WIDE



Order by Hours of the Day:

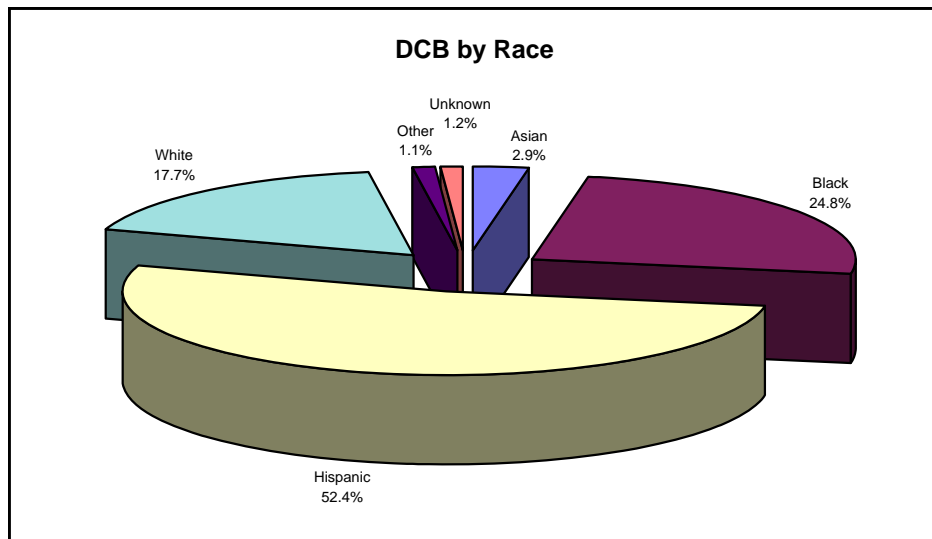
1200 to 1759 hrs	-	31.5%
1800 to 2359 hrs	-	29.5%
0600 to 1159 hrs	-	28.8%
0000 to 0559 hrs	-	10.2%

TRAFFIC STOPS BY AGE AND RACE

Age Group	Asian	Black	Hispanic	White	Other	TOTAL
12-17	53	77	306	190	21	647
18-23	2146	2616	11868	6717	266	23613
24-29	1282	2088	8983	4750	223	17326
30-35	571	1437	6125	3308	107	11548
36-41	471	1104	4117	3086	104	8882
42-47	393	1027	3095	3161	101	7777
48-53	353	722	2071	2646	65	5857
54-59	283	470	1227	1877	54	3911
60-65	147	212	578	1251	22	2210
66-71	68	118	264	601	10	1061
72-77	40	56	127	422	4	649
78-83	18	31	48	252		349
84-89	10	9	16	96		131
90-95	1		2	8	1	12

Of the 86,866 traffic stops, 83,973 scantrons/electronic reports were received where both the age and race indicator keys were properly marked.

**DAILY CRIME BULLETIN (WANTED PERSONS) BY RACE
LISTINGS – 1646**



Order by Race:	Black	-	24.8%
	Hispanic	-	52.4%
	White	-	17.7%
	Unknown	-	1.2%
	Asian	-	2.9%
	Other	-	1.1%

Biased Based Profiling Citizen Complaints

On 2/2/2007, a citizen was driving in the area of Belmont and Fresno when stopped by an officer. The officer issued a citation to the driver and impounded his vehicle for a suspended driver's license. The driver filed a complaint stating that he was racially profiled and discriminated against. The complaint was investigated by the officer's sergeant and captain.

On 2/13/2007, officers were dispatched to the area of Dovewood and First in response to three loud bangs being heard in the area. The officers were unable to locate any suspicious activity or hear any loud noises. Officers located two vehicles that were parked on the sidewalk and cited them. The owner of the vehicles filed a complaint stating that she was cited because of her race. The complaint was investigated by the officers' sergeant and captain.

On 4/21/2007, a citizen was in the area of First and Gettysburg when stopped by an officer. The officer found that the vehicle had a false registration tag, the driver was uninsured, and driving with a suspended license. The vehicle was impounded and the citizen cited. The driver made a complaint stating that he was racially profiled and should not have been stopped. The complaint was investigated by the officer's sergeant and captain.

On 07/02/2007 and 07/25/2007, a citizen was cited for speeding in the area of Barstow and Teilman. The citizen filed a complaint after the second citation stating that he was profiled and falsely cited. The complaint was investigated by the officer's sergeant and captain.

On 9/19/2007, officers responded to two citizens in a physical altercation in the area of Bullard and Augusta. When the officers arrived, the citizens were separated and stated they did not want to press charges. One of the citizens made a complaint that he was socially profiled by Fresno police officers, city agencies, and county agencies. The complaint was forwarded to the officer's sergeant and a follow-up investigation was conducted. The complaint was investigated by the officers' sergeant and captain.

On 9/22/2007, two citizens were seen leaving an apartment in the area of Valentine and Barstow. One citizen was wearing a mask and carrying a purse. An officer observed their action and felt they could be involved in a previous robbery. The officer stopped the citizens' vehicle and investigated their actions. One of the citizens made a complaint stating that he was racially profiled and illegally searched. The complaint was investigated by the officers' sergeant and captain.

On 10/19/2007, a citizen was in the area of Shaw and Marty when stopped by officers. The officers believed that the citizen was a wanted subject but, after further investigation, found that he was not. The citizen filed a complaint stating that the officers racially profiled him, were rude, and did not apologize to him for the mis-identification. The complaint was investigated by the officers' sergeant and captain.

On 10/21/2007, two vehicles were driving in the area of Griffith and Clark when they came to a stop along the sidewalk. Officers made contact with the drivers of both vehicles and cited them for not parking within 18 inches of the curb. Both drivers asked to speak with a supervisor and stated they were being racially profiled. The supervisor advised the officers to void the citations. The complaint was investigated by the officers' sergeant and captain.

On 11/16/2007, officers were in the area of Princeton and Marks, investigating an armed robbery that had just taken place. While at the scene, multiple patrol vehicles had blocked a vehicle that was parked in the street. The citizen filed a complaint stating that her vehicle was blocked by patrol vehicles and when she asked the officers if they could move their cars, they gave her an attitude. She also reported that they illegally searched her purse and racially profiled her husband. The complaint was investigated by the officers' sergeant and captain.

Biased Based Policing Complaints

Complaint	2006	2007	TOTAL
Traffic	7	6	13
Field	5	3	8
Asset Forfeiture	0	0	0
TOTAL	12	9	21